



RICONLAS

EST. 1978 | RIDDERKERK | THE NETHERLANDS

PRODUCT CATALOGUE



 WWW.RICONLAS.NL

MIG/TIG Welding Torches
MIG/TIG Welding Spare Parts
Compatible Welding Torches
Welding Safety Products
Repairs & Services

THE COMPANY

Established in 1978, Riconlas has emerged as a pioneering force in the welding business, specializing in the manufacturing, assembling, and repairing all types of welding torches. Headquartered in Ridderkerk, The Netherlands we have become a cornerstone for European dealers in welding equipment, renowned for our superior welding torches and spare parts under the esteemed brand TIG-ER.

OUR HISTORY



▶ 1978

Establishing of Riconlas B.V. by its founder Jan G. de Graaff

The first home office is in Ridderkerk – The Netherlands. Trading manipulators, turning rolls, and large submerged welding machines.

[nl] **Oprichting van Riconlas B.V. door oprichter Jan G. de Graaff**
De eerste vestiging is in Ridderkerk - Nederland. Handel in manipulatoren, draaiwalsen en grote industriële lasmachines.

[de] **Gründung der Riconlas B.V. durch ihren Gründer Jan G. de Graaff**
Die erste Niederlassung befindet sich in Ridderkerk - Niederlande. Handel mit Manipulatoren, Drehwalzen und großen Unterpulverschweißmaschinen.

[fr] **Création de Riconlas B.V. par son fondateur Jan G. de Graaff.**
Le premier bureau est situé à Ridderkerk, aux Pays-Bas. Négociation de manipulateurs, de rouleaux de tournage et de grandes machines de soudage par immersion.



▶ 1984

Starting with Weldcraft and the assembly of Tig Torches

Benelux distribution for Weldcraft and USA Imports. The first warehouse and offices are located at Tinstraat Ridderkerk

[nl] **Start met Weldcraft en de assemblage van TIG toortsen.**
Benelux distributie voor Weldcraft en USA Imports. Het eerste magazijn en kantoren zijn gevestigd aan de Tinstraat Ridderkerk.

[de] **Beginn mit Weldcraft und der Montage von WIG-Brenner**
Benelux-Vertrieb für Weldcraft und USA-Importe; das erste Lager und die Büros befinden sich in der Tinstraat Ridderkerk

[fr] **Début de la collaboration avec Weldcraft et de l'assemblage de torches TIG.**
Distribution au Benelux pour Weldcraft et USA Imports. Le premier entrepôt et les premiers bureaux sont situés à Tinstraat Ridderkerk.

HET BEDRIJF

Riconlas B.V., een pionier in de lasindustrie opgericht in 1978, is gespecialiseerd in de productie, assemblage en het onderhoud van lastoortsen. Gevestigd in Ridderkerk, Nederland, hebben we ons gevestigd als een belangrijke speler in de Europese lastechniek. Wij zijn gespecialiseerd in het produceren van lastoortsen en vervangingsonderdelen van hoge kwaliteit die met trots het prestigieuze TIG-ER handelsmerk dragen.

DIE FIRMA

Riconlas B.V., ein 1978 gegründeter Pionier in der Schweißindustrie, ist auf die Herstellung, Montage und Wartung von Schweißbrennern spezialisiert. Mit Sitz in Ridderkerk, Niederlande, haben wir uns als ein wichtiger Akteur in der europäischen Schweißtechnik etabliert. Wir haben uns auf die Herstellung hochwertiger Schweißbrenner und Ersatzteile spezialisiert, die mit Stolz das renommierte Markenzeichen TIG-ER tragen.

L'ENTREPRISE

Riconlas B.V., pionnier de l'industrie du soudage fondé en 1978, est spécialisé dans la production, l'assemblage et l'entretien des torches de soudage. Basés à Ridderkerk, aux Pays-Bas, nous nous sommes imposés comme un acteur majeur de la technologie du soudage en Europe. Nous sommes spécialisés dans la fabrication de torches de soudage et de pièces de rechange de haute qualité qui portent fièrement la prestigieuse marque TIG-ER.



▶ 1992

Newly constructed offices and warehouses are located at Glasblazerstraat, Ridderkerk.

Our primary focus is on assembling torches and launching TIG-ER welding torches. Even with an additional warehouse located across the road, the demand for a brand-new warehouse under a single roof increased rapidly.

[nl] **Nieuw gebouwde kantoren en magazijnen aan de Glasblazerstraat, Ridderkerk.**
Onze primaire focus ligt op het assembleren van toortsen en het lanceren van TIG-ER lastoortsen. Zelfs met een extra magazijn aan de overkant van de weg nam de vraag naar een gloednieuw magazijn onder één dak snel toe.

[de] **Neu errichtete Büros und Lagerhallen befinden sich in der Glasblazerstraat, Ridderkerk.**
Unser Hauptaugenmerk liegt auf der Montage von Schweißbrennern und der Markteinführung von TIG-ER-Schweißbrennern. Trotz eines zusätzlichen Lagers auf der anderen Straßenseite stieg die Nachfrage nach einem brandneuen Lager unter einem einzigen Dach schnell an.

[fr] **De nouveaux bureaux et entrepôts sont construits dans la Glasblazerstraat, à Ridderkerk.**
Nous nous concentrons principalement sur l'assemblage des torches et le lancement des torches de soudage TIG-ER. Même avec un entrepôt supplémentaire situé de l'autre côté de la route, la demande d'un tout nouvel entrepôt sous un seul toit a rapidement augmenté.



▶ 2020 - PRESENT

Expansion with new product groups

Back to where it all began, the very same Tinstraat, but a new building covering over 2000m2 and state-of-the-art warehousing. An extended delivery program and cooperation with major factories, as their European distribution center.

[nl] **Uitbreiding met nieuwe productgroepen**
Terug naar waar het allemaal begon, dezelfde Tinstraat, maar een nieuw gebouw van meer dan 2000m2 en state-of-the-art opslagruimte. Een uitgebreid leveringsprogramma en samenwerking met grote fabrieken, als hun Europese distributiecentrum.

[de] **Expansion mit neuen Produktgruppen**
Zurück an den Ort, an dem alles begann, in gleiche Tinstraat, aber in einem neuen Gebäude mit einer Fläche von über 2000 m2 und hochmodernen Lagerräumen. Ein erweitertes Lieferprogramm und die Zusammenarbeit mit großen Fabriken, als ihr europäisches Vertriebszentrum.

[fr] **Expansion avec de nouveaux groupes de produits**
Retour à l'endroit où tout a commencé, la même Tinstraat, mais un nouveau bâtiment de plus de 2000 m2 et des entrepôts à la pointe de la technologie. Un programme de livraison étendu et une coopération avec les principales usines, en tant que centre de distribution européen.

CONTENT

TIG

TIG Welding Torches
TIG Consumables

PAGE	
10 - 11	WP 9
12 - 13	WP 17
14 - 15	WP 26
16 - 17	WP 18
18 - 19	WP 20
20 - 21	WP 24W
22 - 23	WP 24G
24 - 25	WP 12
26 - 27	WP 22
28 - 29	WP 27
30 - 31	TIG Torch Bodies
32 - 33	TIG Torch Bodies / Head
34 - 35	TIG Handles & Switches
36 - 37	TIG Consumables
38 - 39	TIG Consumables

MIG

MIG Welding Torches
MIG Consumables

PAGE	
42 - 43	MB 15
44 - 45	MB 24
46 - 47	MB 25
48 - 49	MB 26
50 - 51	MB 36
52 - 53	MB 24W
54 - 55	MB 401
56 - 57	MB 501
58 - 59	MIG LINERS
60 - 61	MIG Contact Tips / Holder
62 - 63	Swan Necks / Gas Nozzles
64 - 65	MIG Diffusers Power Cables & Hose

WELDING ACCESSORIES

Welding MIG/ TIG Spare Parts
Safety Gloves & Clothing

PAGE	
68 - 69	Tig Wolfram Tungsten Electrodes
70 - 71	Clamp Sleeves / Hose Clamps
72 - 73	Current Nipples
74 - 75	Hose Nipples / Quick Connectors
76 - 77	Nuts / Double Nipples
78 - 79	Cable and Torch Connectors
80 - 81	Control Cable Connectors

SUPER CUP

TIG Pyrex Nozzle Set

82 - 83	WP9 / WP20 Champagne glass nozzle set Nozzle Set Integrated Type
84 - 85	WP17 / WP18 / WP26 Champagne glass nozzle set Nozzle Set Integrated Type
86 - 87	TIG Super Cup Set Pro. Champagne glass nozzle set Champagne ceramic nozzle set

PAGE

SPIDERHAND

Welding Safety Gloves

88 - 89	TIG Supreme / TIG Supreme+
90 - 91	MIG Supreme / MIG Supreme+
92 - 93	Armguards / TIG Heat Blocker

LEOPARD

Welding Safety Gloves & Clothing

94 - 95	MIG / TIG Gloves
96 - 97	Rigger / Driver Gloves
98 - 99	Welding Leather Clothing
100 - 101	Welding Leather Clothing

SPECIALS

Compatible Welding Torches
& Welding Consumables

PAGE

Compatible Welding Torches

MTG / MTW / AL / AW Welding Torches

104 - 105	MTG - 250i
106 - 107	MTG - 320i
108 - 109	MTG - 400i
110 - 111	MTG - 550i
112 - 113	MTW - 250i
114 - 115	MTW - 400i
116 - 117	MTW - 500i
118 - 119	AL / AW MIG Welding Torches
120 - 121	AL / AW Multi-locks Torches

Compatible Welding Consumables

122 - 123	Swan necks
124 - 125	Swan necks / Handle & Grip
126 - 127	Gas nozzles / Contact tips
128 - 129	Diffuser / Insulators
130 - 131	Liners
132 - 133	MIG Torch connectors
134 - 135	TIG Consumables
136 - 137	TIG/MIG Extension Cables

Our Services

138 - 139	Repairs & Services
-----------	--------------------



TIG

WELDING TORCHES & CONSUMABLES

TIG Welding, where precision meets perfection in the art of welding. Tungsten Inert Gas (TIG) welding stands as a testament to the highest standards of craftsmanship, offering welders unparalleled control and finesse in joining metals. TIG-ER is proud to present a comprehensive collection of TIG welding solutions meticulously designed to empower professionals and enthusiasts alike. Whether you're crafting intricate automotive components, aerospace structures, or artistic masterpieces, our TIG welding products are engineered to elevate your welding experience to new heights.



[nl] TIG-lassen, waar precisie en perfectie elkaar ontmoeten in de kunst van het lassen. TIG-lassen (Tungsten Inert Gas) staat als een testament voor de hoogste normen van vakmanschap en biedt lassers ongeëvenaarde controle en finesse bij het verbinden van metalen. TIG-ER presenteert met trots een uitgebreide collectie TIG-lasoplossingen die zorgvuldig zijn ontworpen om zowel professionals als enthousiastelingen van dienst te zijn. Of u nu ingewikkelde auto-onderdelen, ruimtevaartstructuren of artistieke meesterwerken maakt, onze TIG-lasproducten zijn ontworpen om uw las-ervaring naar nieuwe hoogten te brengen.

[de] WIG-Schweißen, wo Präzision auf Perfektion in der Schweißkunst trifft. Das Wolfram-Inertgas-Schweißen (WIG) steht für höchste handwerkliche Standards und bietet Schweißern eine unvergleichliche Kontrolle und Finesse beim Verbinden von Metallen. TIG-ER ist stolz darauf, eine umfassende Kollektion von WIG-Schweißlösungen zu präsentieren, die sorgfältig entwickelt wurden, um Profis und Enthusiasten gleichermaßen zu unterstützen. Ganz gleich, ob Sie komplizierte Automobilkomponenten, Strukturen für die Luft- und Raumfahrt oder künstlerische Meisterwerke herstellen, unsere WIG-Schweißprodukte wurden entwickelt, um Ihre Schweißfahrt auf ein neues Niveau zu heben. Entdecken Sie die Verschmelzung von Technologie und Können, denn mit unseren innovativen Produkten definieren wir die Spitzenleistung beim WIG-Schweißen neu.

[fr] Le soudage TIG, où la précision rencontre la perfection dans l'art du soudage. Le soudage au gaz inerte de tungstène (TIG) témoigne des normes les plus élevées de l'artisanat, offrant aux soudeurs un contrôle et une finesse inégalés dans l'assemblage des métaux. TIG-ER est fier de présenter une collection complète de solutions de soudage TIG méticuleusement conçues pour les professionnels et les passionnés. Que vous fabriquiez des composants automobiles complexes, des structures aérospatiales ou des chefs-d'œuvre artistiques, nos produits de soudage TIG sont conçus pour élever votre expérience du soudage à de nouveaux sommets. Explorez la fusion de la technologie et des compétences en redéfinissant l'excellence du soudage TIG grâce à nos produits de pointe.

TIG WP9



TECHNICAL SPECIFICATIONS	
Type:	WP9
DC:	130 A
AC:	100 A
Duty cycle	60%
Tungsten electrodes (mm)	∅ 0.5mm -3.2mm



POS.	ART. NR.	IMAGE	DIAMETER	LENGTH	
1	13N08		∅ 6.5mm	30mm	10 pcs.
	13N09		∅ 8.0mm	30mm	10 pcs.
	13N10		∅ 9.5mm	30mm	10 pcs.
	13N11		∅ 11.0mm	30mm	10 pcs.
	13N12		∅ 12.5mm	30mm	10 pcs.
	13N13		∅ 16.0mm	30mm	10 pcs.
2	T13N25		∅ 0.5mm	21mm	10 pcs.
	T13N26		∅ 1.0mm	21mm	10 pcs.
	T13N27		∅ 1.6mm	21mm	10 pcs.
	T13N27M		∅ 2.0mm	21mm	10 pcs.
	T13N28		∅ 2.4mm	21mm	10 pcs.
	T13N29		∅ 3.2mm	21mm	10 pcs.

POS.	ART. NR.	IMAGE	DIAMETER	LENGTH	
3	T13N20		∅ 0.5mm	25mm	10 pcs.
	T13N21		∅ 1.0mm	25mm	10 pcs.
	T13N22		∅ 1.6mm	25mm	10 pcs.
	T13N22M		∅ 2.0mm	25mm	10 pcs.
	T13N23		∅ 2.4mm	25mm	10 pcs.
	T13N23M		∅ 3.0mm	25mm	10 pcs.
	T13N24		∅ 3.2mm	25mm	10 pcs.
4	T598882		Insulator for torch head WP9/WP20		10 pcs.
6	T41V33		Torch cap short WP9/WP20		10 pcs.
	T41V35		Torch cap medium WP9/WP20		10 pcs.
	T41V24		Torch cap long WP9/WP20		10 pcs.

POS.	ART. NR.	IMAGE	DESCRIPTION	
5	TWP9		Torch body air cooled 126A	1 pc.
5.1	TWP9F		Torch body air cooled flexible 126A	1 pc.
7	TGR100-202		TIG adapter rubber	1 pc.
9	TGR100-200		TIG handle blue 2-part with screws	1 pc.
10	TGR100-210		Small ball joint 4 pieces to use on hose packages	1 pc.
14	HA2PC02		Protective cover coupler	1 pc.
16	KDZ35-3		Coupling with rear output connection: M12x1	1 pc.

POS.	ART. NR.	DESCRIPTION	LENGTH	
11	WS150-04-M	Power/gas cable 150A	4m	1 pc.
	WS150-08-M		8m	1 pc.
	WS150-16-M		16m	1 pc.
12	TGR900-1001	Control cable with terminal block	9m	1 pc.
	TGR900-1002		17m	1 pc.
13	HL28	Leather cover (standard for all torches)	80cm	1 pc.
13.1	HR2528S	Rubber protective cover 25x1.0		meter
15	SSF0508Z	Gas hose black		meter

POS.	ART. NR.	IMAGE	DESCRIPTION	
8	TGR100-204		Single button switch	1 pc.
8	TGR100-205		Double-buttons switch	1 pc.
8	TGR100-208		Switch with 10k Ohm potential meter	1 pc.
8	TGR100-206		4 push micro switch with 2 levers	1 pc.
	TGR100-212		4 push micro switch <small>*print version for Lorch® welding machines</small>	1 pc.
8	TGR100-207		4 push micro switch up/down standard version	1 pc.
	TGR100-211		4 push micro switch up/down <small>*print version for Lorch® welding machines</small>	1 pc.

Position 1, 2, 3, 4 and 6 consumables not included in torch package. See pages 36 to 39 for consumables specifications

TIG WP17



TECHNICAL SPECIFICATIONS	
Type:	WP17
DC:	150 A
AC:	120 A
Duty cycle	60%
Tungsten electrodes (mm)	∅ 0.5mm - 4.0mm



POS.	ART. NR.	IMAGE	DIAMETER	LENGTH	
1	10N44		∅ 19.0mm	47mm	10 pcs.
	10N45		∅ 16.0mm	47mm	10 pcs.
	10N46		∅ 12.5mm	47mm	10 pcs.
	10N47		∅ 11.0mm	47mm	10 pcs.
	10N48		∅ 9.5mm	47mm	10 pcs.
	10N49		∅ 8.0mm	47mm	10 pcs.
	10N50		∅ 6.5mm	47mm	10 pcs.
2	T10N28		∅ 3.2mm	47mm	10 pcs.
	T10N29		∅ 0.5mm	47mm	10 pcs.
	T10N30		∅ 1.0mm	47mm	10 pcs.
	T10N31		∅ 1.6mm	47mm	10 pcs.
	T10N31M		∅ 2.0mm	47mm	10 pcs.
	T10N32		∅ 2.4mm	47mm	10 pcs.
	T406488		∅ 4.0mm	47mm	10 pcs.

POS.	ART. NR.	IMAGE	DIAMETER	LENGTH	
3	T10N21		∅ 0.5mm	50mm	10 pcs.
	T10N22		∅ 1.0mm	50mm	10 pcs.
	T10N23		∅ 1.6mm	50mm	10 pcs.
	T10N23M		∅ 2.0mm	50mm	10 pcs.
	T10N24		∅ 2.4mm	50mm	10 pcs.
	T10N25		∅ 3.2mm	50mm	10 pcs.
	T54N20		∅ 4.0mm	50mm	10 pcs.
4	T18-7		Insulators for torch head WP17/18/26		10 pcs.
	T18CG				
6	T57Y04		Torch cap short WP17/18/26		10 pcs.
	T57Y0MED		Torch cap medium WP17/18/26		
	T57Y02		Torch cap long WP17/18/26		

POS.	ART. NR.	IMAGE	DESCRIPTION	
5	TWP17		Torch body air cooled 150A	1 pc.
5.1	TWP17F		Torch body air cooled flexible 150A	1 pc.
7	TGR100-202		TIG adapter rubber	1 pc.
9	TGR100-200		TIG handle blue 2-part with screws	1 pc.
10	TGR100-210		Small ball joint 4 pieces to use on hose packages	1 pc.
14	HA2PC02		Protective cover coupler	1 pc.
16	KDZ35-3		Coupling with rear output connection: M12x1	1 pc.

POS.	ART. NR.	DESCRIPTION	LENGTH	
11	WS150-04-M	Power/gas cable 150A	4m	1 pc.
	WS150-08-M		8m	1 pc.
	WS150-16-M		16m	1 pc.
12	TGR900-1001	Control cable with terminal block	9m	1 pc.
	TGR900-1002		17m	1 pc.
13	HL28	Leather cover (standard for all torches)	80cm	1 pc.
13.1	HR2528S	Rubber protective cover 25x1.0		meter
15	SSF0508Z	Gas hose black		meter


POS.	ART. NR.	IMAGE	DESCRIPTION	
8	TGR100-204		Single button switch	1 pc.
8	TGR100-205		Double-buttons switch	1 pc.
8	TGR100-208		Switch with 10k Ohm potential meter	1 pc.
8	TGR100-206		4 push micro switch with 2 levers	1 pc.
	TGR100-212		4 push micro switch <small>*print version for Lorch® welding machines</small>	1 pc.
8	TGR100-207		4 push micro switch up/down standard version	1 pc.
	TGR100-211		4 push micro switch up/down <small>*print version for Lorch® welding machines</small>	1 pc.

Position 1, 2, 3, 4 and 6 consumables not included in torch package. See pages 36 to 39 for consumables specifications

TIG WP26



TECHNICAL SPECIFICATIONS	
Type:	WP26
DC:	200 A
AC:	170 A
Duty cycle	60%
Tungsten electrodes (mm)	∅ 0.5mm - 4.0mm



POS.	ART. NR.	IMAGE	DIAMETER	LENGTH	
1	10N44		∅ 19.0mm	47mm	10 pcs.
	10N45		∅ 16.0mm	47mm	10 pcs.
	10N46		∅ 12.5mm	47mm	10 pcs.
	10N47		∅ 11.0mm	47mm	10 pcs.
	10N48		∅ 9.5mm	47mm	10 pcs.
	10N49		∅ 8.0mm	47mm	10 pcs.
	10N50		∅ 6.5mm	47mm	10 pcs.
2	T10N28		∅ 3.2mm	47mm	10 pcs.
	T10N29		∅ 0.5mm	47mm	10 pcs.
	T10N30		∅ 1.0mm	47mm	10 pcs.
	T10N31		∅ 1.6mm	47mm	10 pcs.
	T10N31M		∅ 2.0mm	47mm	10 pcs.
	T10N32		∅ 2.4mm	47mm	10 pcs.
	T406488		∅ 4.0mm	47mm	10 pcs.

POS.	ART. NR.	IMAGE	DIAMETER	LENGTH	
3	T10N21		∅ 0.5mm	50mm	10 pcs.
	T10N22		∅ 1.0mm	50mm	10 pcs.
	T10N23		∅ 1.6mm	50mm	10 pcs.
	T10N23M		∅ 2.0mm	50mm	10 pcs.
	T10N24		∅ 2.4mm	50mm	10 pcs.
	T10N25		∅ 3.2mm	50mm	10 pcs.
	T54N20		∅ 4.0mm	50mm	10 pcs.
4	T18-7		Insulators for torch head WP17/18/26		10 pcs.
	T18CG				
6	T57Y04		Torch cap short WP17/18/26		10 pcs.
	T57Y0MED		Torch cap medium WP17/18/26		
	T57Y02		Torch cap long WP17/18/26		

POS.	ART. NR.	IMAGE	DESCRIPTION	
5	TWP26		Torch body air cooled 200A	1 pc.
5.1	TWP26F		Torch body air cooled flexible 200A	1 pc.
8	TGR100-200		TIG handle blue 2-part with screws	1 pc.
9	TGR100-210		Small ball joint 4 pieces to use on hose packages	1 pc.
13	HA2PC02		Protective cover coupler	1 pc.
15	KDZ35-3		Coupling with rear output connection: M12x1	1 pc.

POS.	ART. NR.	DESCRIPTION	LENGTH	
10	WS200-04-M	Power/gas cable 200A	4m	1 pc.
	WS200-08-M		8m	1 pc.
	WS200-16-M		16m	1 pc.
11	TGR900-1001	Control cable with terminal block	9m	1 pc.
	TGR900-1002		17m	1 pc.
12	HL28	Leather cover (standard for all torches)	80cm	1 pc.
12.1	HR2528S	Rubber protective cover 25x1.0		meter
14	SSF0508Z	Gas hose black		meter


POS.	ART. NR.	IMAGE	DESCRIPTION	
7	TGR100-204		Single button switch	1 pc.
7	TGR100-205		Double-buttons switch	1 pc.
7	TGR100-208		Switch with 10k Ohm potential meter	1 pc.
7	TGR100-206		4 push micro switch with 2 levers	1 pc.
	TGR100-212		4 push micro switch <small>*print version for Lorch® welding machines</small>	1 pc.
7	TGR100-207		4 push micro switch up/down standard version	1 pc.
	TGR100-211		4 push micro switch up/down <small>*print version for Lorch® welding machines</small>	1 pc.

Position 1, 2, 3, 4 and 6 consumables not included in torch package. See pages 36 to 39 for consumables specifications

TIG WP18



TECHNICAL SPECIFICATIONS	
Type:	WP18
DC:	350 A
AC:	270 A
Duty cycle	100%
Tungsten electrodes (mm)	∅ 0.5mm - 4.0mm



POS.	ART. NR.	IMAGE	DIAMETER	LENGTH	
1	10N44		∅ 19.0mm	47mm	10 pcs.
	10N45		∅ 16.0mm	47mm	10 pcs.
	10N46		∅ 12.5mm	47mm	10 pcs.
	10N47		∅ 11.0mm	47mm	10 pcs.
	10N48		∅ 9.5mm	47mm	10 pcs.
	10N49		∅ 8.0mm	47mm	10 pcs.
	10N50		∅ 6.5mm	47mm	10 pcs.
2	T10N28		∅ 3.2mm	47mm	10 pcs.
	T10N29		∅ 0.5mm	47mm	10 pcs.
	T10N30		∅ 1.0mm	47mm	10 pcs.
	T10N31		∅ 1.6mm	47mm	10 pcs.
	T10N31M		∅ 2.0mm	47mm	10 pcs.
	T10N32		∅ 2.4mm	47mm	10 pcs.
	T406488		∅ 4.0mm	47mm	10 pcs.

POS.	ART. NR.	IMAGE	DIAMETER	LENGTH	
3	T10N21		∅ 0.5mm	50mm	10 pcs.
	T10N22		∅ 1.0mm	50mm	10 pcs.
	T10N23		∅ 1.6mm	50mm	10 pcs.
	T10N23M		∅ 2.0mm	50mm	10 pcs.
	T10N24		∅ 2.4mm	50mm	10 pcs.
	T10N25		∅ 3.2mm	50mm	10 pcs.
	T54N20		∅ 4.0mm	50mm	10 pcs.
4	T18-7		Insulators for torch head WP17/18/26		10 pcs.
	T18CG				
6	T57Y04		Torch cap short WP17/18/26		10 pcs.
	T57Y0MED		Torch cap medium WP17/18/26		
	T57Y02		Torch cap long WP17/18/26		

POS.	ART. NR.	IMAGE	DESCRIPTION	
5	TWP18		Torch body liquid cooled 350A	1 pc.
5.1	TWP18F		Torch body air cooled flexible 350A	1 pc.
8	TGR100-200		TIG handle blue 2-part with screws	1 pc.
9	TGR100-210		Small ball joint 4 pieces to use on hose packages	1 pc.
13	HA2PC02		Protective cover coupler	1 pc.
17	KDZ35-3		Coupling with rear output connection: M12x1	1 pc.

POS.	ART. NR.	DESCRIPTION	LENGTH	
10	WS400-04	Power/water cable 400A	4m	1 pc.
	WS400-08		8m	1 pc.
	WS400-16		16m	1 pc.
11	TGR900-1001	Control cable with terminal block	9m	1 pc.
	TGR900-1002		17m	1 pc.
12	HL28	Leather cover (standard for all torches)	80cm	1 pc.
12.1	HR2528S	Rubber protective cover 25x1.0		meter
14	SSF0508B	Water hose Blue Superflex hose 5x8		meter
15	SSF058Z	Gas hose black Superflex hose 5x8		meter
16	SSF0508R	Water hose Red Superflex hose 5x8		meter

POS.	ART. NR.	IMAGE	DESCRIPTION	
7	TGR100-204		Single button switch	1 pc.
7	TGR100-205		Double-buttons switch	1 pc.
7	TGR100-208		Switch with 10k Ohm potential meter	1 pc.
7	TGR100-206		4 push micro switch with 2 levers	1 pc.
	TGR100-212		4 push micro switch *print version for Lorch® welding machines	1 pc.
7	TGR100-207		4 push micro switch up/down standard version	1 pc.
	TGR100-211		4 push micro switch up/down *print version for Lorch® welding machines	1 pc.

Position 1, 2, 3, 4 and 6 consumables not included in torch package. See pages 36 to 39 for consumables specifications

TIG WP20



TECHNICAL SPECIFICATIONS	
Type:	WP20
DC:	250 A
AC:	180 A
Duty cycle	60%
Tungsten electrodes (mm)	∅ 0.5mm -3.2mm



POS.	ART. NR.	IMAGE	DIAMETER	LENGTH	📦
1	13N08		∅ 6.5mm	30mm	10 pcs.
	13N09		∅ 8.0mm	30mm	10 pcs.
	13N10		∅ 9.5mm	30mm	10 pcs.
	13N11		∅ 11.0mm	30mm	10 pcs.
	13N12		∅ 12.5mm	30mm	10 pcs.
	13N13		∅ 16.0mm	30mm	10 pcs.
2	T13N25		∅ 0.5mm	21mm	10 pcs.
	T13N26		∅ 1.0mm	21mm	10 pcs.
	T13N27		∅ 1.6mm	21mm	10 pcs.
	T13N27M		∅ 2.0mm	21mm	10 pcs.
	T13N28		∅ 2.4mm	21mm	10 pcs.
	T13N29		∅ 3.2mm	21mm	10 pcs.

POS.	ART. NR.	IMAGE	DIAMETER	LENGTH	📦
3	T13N20		∅ 0.5mm	25mm	10 pcs.
	T13N21		∅ 1.0mm	25mm	10 pcs.
	T13N22		∅ 1.6mm	25mm	10 pcs.
	T13N22M		∅ 2.0mm	25mm	10 pcs.
	T13N23		∅ 2.4mm	25mm	10 pcs.
	T13N23M		∅ 3.0mm	25mm	10 pcs.
	T13N24		∅ 3.2mm	25mm	10 pcs.
4	T598882		Insulator for torch head WP9/WP20		10 pcs.
6	T41V33		Torch cap short WP9/WP20		10 pcs.
	T41V35		Torch cap medium WP9/WP20		10 pcs.
	T41V24		Torch cap long WP9/WP20		10 pcs.

POS.	ART. NR.	IMAGE	DESCRIPTION	📦
5	TWP20		Torch body liquid cooled 250A	1 pc.
5.1	TWP20F		Torch body liquid cooled flexible 250A	1 pc.
7	TGR100-202		TIG adapter rubber	1 pc.
9	TGR100-200		TIG handle blue 2-part with screws	1 pc.
10	TGR100-210		Small ball joint 4 pieces to use on hose packages	1 pc.
14	HA2PC02		Protective cover coupler	1 pc.
16	KDZ35-3		Coupling with rear output connection: M12x1	1 pc.

POS.	ART. NR.	DESCRIPTION	LENGTH	📦
11	WYSF-250-A-04	Power/water cable 300A	4m	1 pc.
	WYSF-250-A-08		8m	1 pc.
	WYSF-250-A-16		16m	1 pc.
12	TGR900-1001	Control cable with terminal block	9m	1 pc.
	TGR900-1002		17m	1 pc.
13	HL28	Leather cover (standard for all torches)	80cm	1 pc.
13.1	HR2528S	Rubber protective cover 25x1.0	meter	
15	SSF0508B	Water hose Blue Superflex hose 5x8	meter	
16	BVT-1	Gas hose vinyl	meter	
17	SSF0508R	Water hose Red Superflex hose 5x8	meter	

POS.	ART. NR.	IMAGE	DESCRIPTION	📦
8	TGR100-204		Single button switch	1 pc.
8	TGR100-205		Double-buttons switch	1 pc.
8	TGR100-208		Switch with 10k Ohm potential meter	1 pc.
8	TGR100-206		4 push micro switch with 2 levers	1 pc.
	TGR100-212		4 push micro switch <small>*print version for Lorch® welding machines</small>	1 pc.
8	TGR100-207		4 push micro switch up/down standard version	1 pc.
	TGR100-211		4 push micro switch up/down <small>*print version for Lorch® welding machines</small>	1 pc.

Position 1, 2, 3, 4 and 6 consumables not included in torch package.
See pages 36 to 39 for consumables specifications

TIG WP24W



TECHNICAL SPECIFICATIONS	
Type:	WP24W
DC:	140 A
AC:	100 A
Duty cycle	100%
Tungsten electrodes (mm)	∅ 0.5mm - 2.4mm



POS.	ART. NR.	IMAGE	DIAMETER	LENGTH	
1	53N23		∅ 4.2mm	16mm	10 pcs.
	53N24		∅ 6.3mm	16mm	10 pcs.
	53N25		∅ 8.0mm	16mm	10 pcs.
	53N27		∅ 9.5mm	16mm	10 pcs.
	53N28		∅ 6.3mm	29mm	10 pcs.
	53N26		∅ 9.5mm	29mm	10 pcs.
2	T53N17		∅ 0.5mm	12mm	10 pcs.
	T53N18		∅ 1.0mm	12mm	10 pcs.
	T53N19		∅ 1.6mm	12mm	10 pcs.
	T24CB332		∅ 2.4mm	12mm	10 pcs.

POS.	ART. NR.	IMAGE	DIAMETER	LENGTH	
3	T53N15		∅ 0.5mm	12mm	10 pcs.
	T53N16		∅ 1.0mm	12mm	10 pcs.
	T53N14		∅ 1.6mm	12mm	10 pcs.
	T24C332		∅ 2.4mm	12mm	10 pcs.
4	T53N22		Insulators for torch head WP24W / WP24G		10 pcs.
	T53N66				
4.1	53N20		Collet wrench for tungsten electrode		1 pc.

POS.	ART. NR.	IMAGE	DESCRIPTION	
5	TWP24W		Torch body liquid cooled 70° 180A	1 pc.
5.1	WP24WF5		Torch body liquid cooled flexible 70° 180A	1 pc.
6	TGR100-202		TIG adapter rubber	1 pc.
8	TGR100-200		TIG handle blue 2-part with screws	1 pc.
9	TGR100-210		Small ball joint 4 pieces to use on hose packages	1 pc.
13	HA2PC02		Protective cover coupler	1 pc.
17	KDZ35-3		Coupling with rear output connection: M12x1	1 pc.

POS.	ART. NR.	DESCRIPTION	LENGTH	
10	WYSF-250-A-04	Power/water cable 300A	4m	1 pc.
	WYSF-250-A-08		8m	1 pc.
	WYSF-250-A-16		16m	1 pc.
11	TGR900-1001	Control cable with terminal block	9m	1 pc.
	TGR900-1002		17m	1 pc.
12	HL28	Leather cover (standard for all torches)	80cm	1 pc.
12.1	HR2528S	Rubber protective cover 25x1.0		meter
14	SSF0508B	Water hose Blue Superflex. hose 5x8		meter
15	BVT-1	Gas hose vinyl		meter
16	SSF0508R	Water hose Red Superflex Hose 5x8		meter

POS.	ART. NR.	IMAGE	DESCRIPTION	
7	TGR100-204		Single button switch	1 pc.
7	TGR100-205		Double-buttons switch	1 pc.
7	TGR100-208		Switch with 10k Ohm potential meter	1 pc.
7	TGR100-206		4 push micro switch with 2 levers	1 pc.
	TGR100-212		4 push micro switch <small>*print version for Lorch® welding machines</small>	1 pc.
7	TGR100-207		4 push micro switch up/down standard version	1 pc.
	TGR100-211		4 push micro switch up/down <small>*print version for Lorch® welding machines</small>	1 pc.

Position 1, 2, 3, and 4 consumables not included in torch package. See pages 36 to 39 for consumables specifications

TIG WP24G



TECHNICAL SPECIFICATIONS	
Type:	WP24G
DC:	140 A
AC:	100 A
Duty cycle	100%
Tungsten electrodes (mm)	∅ 0.5mm -3.2mm


POS.	ART. NR.	IMAGE	DIAMETER	LENGTH	
1	53N23		∅ 4.2mm	16mm	10 pcs.
	53N24		∅ 6.3mm	16mm	10 pcs.
	53N25		∅ 8.0mm	16mm	10 pcs.
	53N27		∅ 9.5mm	16mm	10 pcs.
	53N28		∅ 6.3mm	29mm	10 pcs.
	53N26		∅ 9.5mm	29mm	10 pcs.
2	T53N17		∅ 0.5mm	12mm	10 pcs.
	T53N18		∅ 1.0mm	12mm	10 pcs.
	T53N19		∅ 1.6mm	12mm	10 pcs.
	T24CB332		∅ 2.4mm	12mm	10 pcs.

POS.	ART. NR.	IMAGE	DIAMETER	LENGTH	
3	T53N15		∅ 0.5mm	12mm	10 pcs.
	T53N16		∅ 1.0mm	12mm	10 pcs.
	T53N14		∅ 1.6mm	12mm	10 pcs.
	T24C332		∅ 2.4mm	12mm	10 pcs.
4	T53N22		Insulators for torch head WP24W / WP24G		10 pcs.
	T53N66				
4.1	53N20		Collet wrench for tungsten electrode		1 pc.

POS.	ART. NR.	IMAGE	DESCRIPTION	
5	TWP24G		Torch body air cooled 70° 80A	1 pc.
6	TGR100-202		TIG adapter rubber	1 pc.
8	TGR100-200		TIG handle blue 2-part with screws	1 pc.
9	TGR100-210		Small ball joint 4 pieces to use on hose packages	1 pc.
13	HA2PC02		Protective cover coupler	1 pc.
17	KDZ35-3		Coupling with rear output connection: M12x1	1 pc.

POS.	ART. NR.	DESCRIPTION	LENGTH	
10	WS150-04-M	Power/gas cable 150A	4m	1 pc.
	WS150-08-M		8m	1 pc.
	WS150-16-M		16m	1 pc.
11	TGR900-1001	Control cable with terminal block	9m	1 pc.
	TGR900-1002		17m	1 pc.
12	HL28	Leather cover (standard for all torches)	80cm	1 pc.
12.1	HR2528S	Rubber protective cover 25x1.0		meter
14	SSF0508Z	Gas hose black		meter

POS.	ART. NR.	IMAGE	DESCRIPTION	
7	TGR100-204		Single button switch	1 pc.
7	TGR100-205		Double-buttons switch	1 pc.
7	TGR100-208		Switch with 10k Ohm potential meter	1 pc.
7	TGR100-206		4 push micro switch with 2 levers	1 pc.
	TGR100-212		4 push micro switch <small>*print version for Lorch® welding machines</small>	1 pc.
7	TGR100-207		4 push micro switch up/down standard version	1 pc.
	TGR100-211		4 push micro switch up/down <small>*print version for Lorch® welding machines</small>	1 pc.



Position 1, 2, 3, and 4 consumables not included in torch package. See pages 36 to 39 for consumables specifications

TIG WP12



TECHNICAL SPECIFICATIONS	
Type:	WP12
DC:	500 A
AC:	350 A
Duty cycle	100%
Tungsten electrodes (mm)	∅ 1.6mm -6.4mm



POS.	ART. NR.	IMAGE	DIAMETER	LENGTH	
1	14N57		∅ 6.5mm	32mm	10 pcs.
	14N58		∅ 8.0mm	32mm	10 pcs.
	14N59		∅ 9.5mm	32mm	10 pcs.
	14N61-10		∅ 11.0mm	32mm	10 pcs.
	14N61-12		∅ 12.5mm	32mm	10 pcs.
2	T11WP65		∅ 1.6 - 6.4mm	27mm	10 pcs.

POS.	ART. NR.	IMAGE	DIAMETER	LENGTH	
3	T85Z14		∅ 1.6mm	60mm	10 pcs.
	T85Z15		∅ 2.4mm	60mm	10 pcs.
	T85Z16		∅ 3.2mm	60mm	10 pcs.
	T85Z17		∅ 4.0mm	60mm	10 pcs.
	T85Z18		∅ 4.8mm	60mm	10 pcs.
	T85Z19		∅ 6.4mm	60mm	10 pcs.
4	12NG		Insulators for torch head WP12		10 pcs.
6	56Y45		Torch cap long WP12		56Y45
	56Y44		Torch cap short WP12		56Y44

POS.	ART. NR.	IMAGE	DESCRIPTION	
5	TWP12		Torch body liquid air cooled 500A	1 pc.
7	85WP13		TIG tube handle Black WP12	1 pc.
11	HA2PC02		Protective cover coupler	1 pc.
14	KDZ35-3		Coupling with rear output connection: M12x1	1 pc.

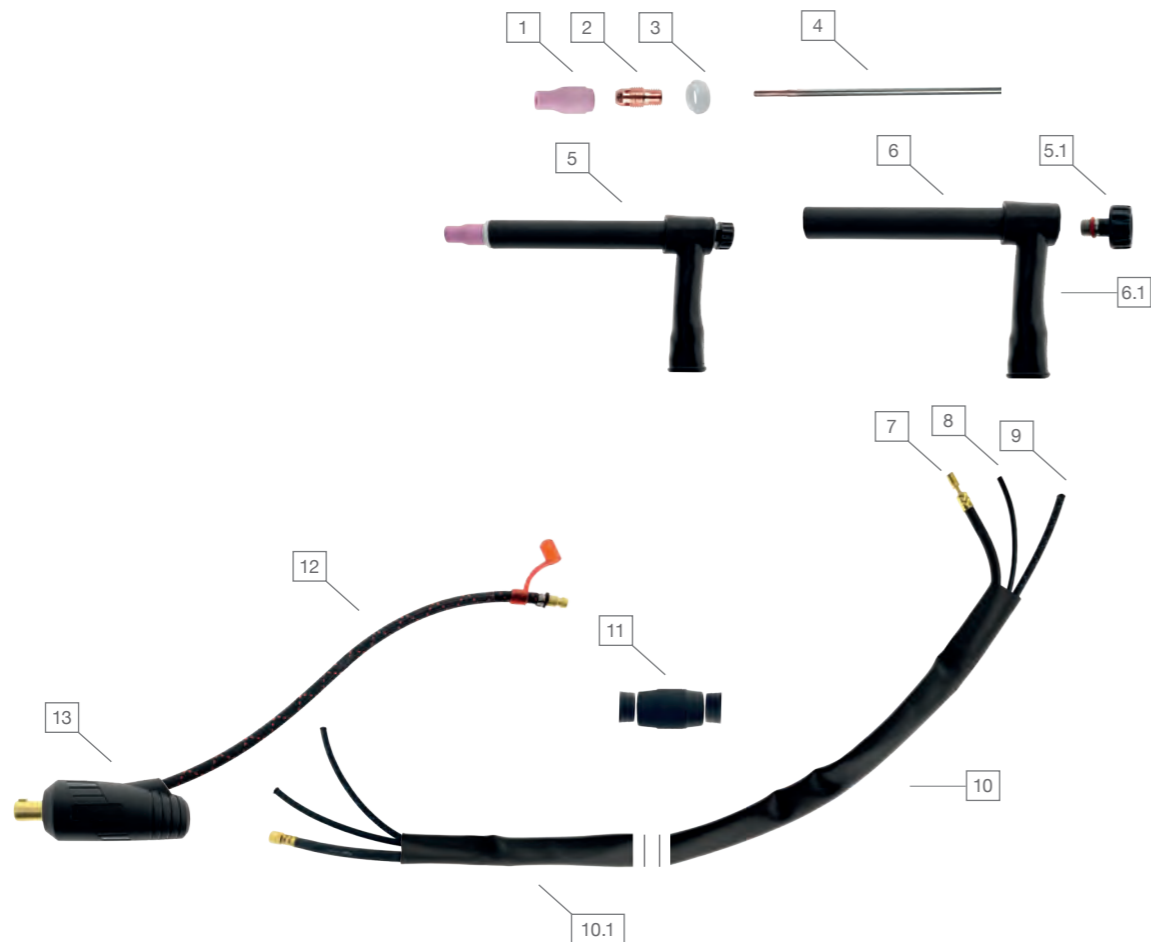
POS.	ART. NR.	DESCRIPTION	LENGTH	
8	WS500-04	power/water cable 500A	4m	1 pc.
	WS500-08	power/water cable 500A	8m	1 pc.
	WS500-16	power/water cable 500A	16m	1 pc.
9	STV2X075	Control cable 2x0.75 mm2 per meter		meter
10	HL28	Leather cover (standard for all torches)	80cm	1 pc.
10.1	HR2528S	Rubber protective cover 25x1.0		meter
12	SSF0710Z	Superflex hose 7x10 black water inlet		meter
13	SSF0508Z	Gas hose black		meter

Position 1, 2, 3, 4 and 6 consumables not included in torch package.
See pages 36 to 39 for consumables specifications

TIG WP22



TECHNICAL SPECIFICATIONS	
Type:	WP22
DC:	350 A
AC:	250 A
Duty cycle	100%
Tungsten electrodes (mm)	∅ 0.5mm - 3.2mm



POS.	ART. NR.	IMAGE	DIAMETER	LENGTH	☒
1	13N08		∅ 6.5mm	30mm	10 pcs.
	13N09		∅ 8.0mm	30mm	10 pcs.
	13N10		∅ 9.5mm	30mm	10 pcs.
	13N11		∅ 11.0mm	30mm	10 pcs.
	13N12		∅ 12.5mm	30mm	10 pcs.
	13N13		∅ 16.0mm	30mm	10 pcs.
2	T13N25		∅ 0.5mm	21mm	10 pcs.
	T13N26		∅ 1.0mm	21mm	10 pcs.
	T13N27		∅ 1.6mm	21mm	10 pcs.
	T13N27M		∅ 2.0mm	21mm	10 pcs.
	T13N28		∅ 2.4mm	21mm	10 pcs.
	T13N29		∅ 3.2mm	21mm	10 pcs.

POS.	ART. NR.	IMAGE	DIAMETER	LENGTH	☒
3	22-10		Isolator WP22		10 pcs.
4	22N21A		∅ 1.0mm	137mm	10 pcs.
	22N22A		∅ 1.6mm	137mm	10 pcs.
	22N23A		∅ 2.4mm	137mm	10 pcs.
	22N24A		∅ 3.2mm	137mm	10 pcs.
	22N22B		∅ 1.6mm		10 pcs.
	22N23B		∅ 2.4mm		10 pcs.

POS.	ART. NR.	IMAGE	DESCRIPTION	☒
5	TWP22A		Torch body liquid cooled lenght: 17.8cm	1 pc.
	TWP22B		Torch body liquid cooled lenght: 7.6cm	1 pc.
5.1	22-7		Torch cap WP22	1 pc.
6	22-8A		Handle torch body long WP22A	1 pc.
	22-8B		Handle torch body short WP22B	1 pc.
6.1	22-9		Rubber insulator torch body	1 pc.
11	HA2PC02		Protective cover coupler	1 pc.
13	KDZ35-3		Coupling with rear output connection: M12x1	1 pc.

POS.	ART. NR.	DESCRIPTION	LENGTH	☒
7	WYSF-250-A-04	power/water cable 300A	4m	1 pc.
	WYSF-250-A-08	power/water cable 300A	8m	1 pc.
	WYSF-250-A-16	power/water cable 300A	16m	1 pc.
8	BVT-1	Gas hose vinyl		meter
9	SSF0508B	Water hose Blue Superflex hose 5x8		meter
10	HL28	Leather cover (standard for all torches)	80cm	1 pc.
10.1	HR2528S	Rubber protective cover 25x1.0		meter
12	SSF0508Z	Superflex hose 5x8 zwart		meter

Position 1, 2, 3, and 4 consumables not included in torch package.
See pages 36 to 39 for consumables specifications

TIG WP27



TECHNICAL SPECIFICATIONS	
Type:	WP27
DC:	500 A
AC:	500 A
Duty cycle	100%
Tungsten electrodes (mm)	∅ 1.6mm - 6.4mm



POS.	ART. NR.	IMAGE	DIAMETER	LENGTH	
1	57N74		∅ 12.5mm	48mm	10 pcs.
	57N75		∅ 9.5mm	48mm	10 pcs.
2	49V22		∅ 1.0mm	66.7 mm	10 pcs.
	49V23		∅ 1.6mm	66.7 mm	10 pcs.
	49V24		∅ 2.4mm	66.7 mm	10 pcs.
	49V25		∅ 3.2mm	66.7 mm	10 pcs.
	49V26		∅ 4.0mm	66.7 mm	10 pcs.
	49V27		∅ 4.8mm	66.7 mm	10 pcs.
	49V28		∅ 6.4mm	66.7 mm	10 pcs.

POS.	ART. NR.	IMAGE	DIAMETER	LENGTH	
3	57N45		∅ 1.0mm	67mm	10 pcs.
	57N46		∅ 1.6mm	67mm	10 pcs.
	57N47		∅ 2.4mm	67mm	10 pcs.
	57N48		∅ 3.2mm	67mm	10 pcs.
	57N49		∅ 4.0mm	67mm	10 pcs.
	57N50		∅ 4.8mm	67mm	10 pcs.
	57N51		∅ 6.4mm	67mm	10 pcs.
4	57N56		Insulator for gas lens		10 pcs.

POS.	ART. NR.	IMAGE	DESCRIPTION	
5	TWP27A		Torch body liquid air cooled 500A auto short length: 22.7cm	1 pc.
	TWP27B		Torch body liquid air cooled 500A auto short length: 55.8cm	
5.1	27-13A		Main shaft with rotary knob for WP27A machine torch	1 pc.
	27-13B		Main shaft with rotary knob for WP27B machine torch	
5.2	27-12A		Rubber insulator torch body	1 pc.
6	27-10A		Grip 127mm. for WP27A machine torch	1 pc.
	27-10B		Grip 394mm. for WP27A machine torch	1 pc.
13	HA2PC02		Protective cover coupler	1 pc.
11	KDZ35-3		Coupling with rear output connection: M12x1	1 pc.

POS.	ART. NR.	DESCRIPTION	LENGTH	
7	SSF0710Z	Superflex. Hose 7x10 black water inlet		meter
8	SSF0710Z	Superflex. Hose 7x10 black gas inlet		meter
9	WS500-04	power/water cable 500A	4m	1 pc.
	WS500-08	power/water cable 500A	8m	1 pc.
	WS500-16	power/water cable 500A	16m	1 pc.
10	HL28	Leather cover (standard for all torches)	80cm	1 pc.
10.1	HR2528S	Rubber protective cover 25x1.0		meter
12	SSF0508Z	Water hose black		meter

Position 1, 2, 3, and 4 consumables not included in torch package.
See pages 36 to 39 for consumables specifications

TIG TORCH BODY

WP9/WP17/WP26

AIR COOLED

ART. NR.	IMAGE	DESCRIPTION	AMPERE	PACKAGING
TWP9		Torch body air cooled	125A	1 pc.
TWP9F		Torch body air cooled flexible	125A	1 pc.
TWP9FHD		Torch body air cooled flexible	150A HD	1 pc.
TWP9FV		Torch body air cooled flexible with valve	125A	1 pc.
TWP9P		Torch body air cooled	125A	1 pc.
TWP9SF		Torch body air cooled (Super Flexible)	125A	1 pc.
TWP9V		Torch body air cooled with valve	125A	1 pc.
TWP17		Torch body air cooled	150A	1 pc.
TWP17F		Torch body air cooled flexible	150A	1 pc.
TWP17FHD		Torch body air cooled flexible	150A HD	1 pc.
TWP17FV		Torch body air cooled flexible with valve	150A	1 pc.
TWP17V		Torch body air cooled with valve	150A	1 pc.
TWP26		Torch body air cooled	200A	1 pc.
TWP26F		Torch body air cooled flexible	200A	1 pc.
TWP26FV		Torch body air cooled flexible with valve	200A HD	1 pc.
TWP26V		Torch body air cooled with valve	200A	1 pc.
TWP26-TW		Torch body air cooled Messer Griesheim	200A	1 pc.
TWP26P		Torch body air cooled straight version	200A	1 pc.

WP18/WP20

LIQUID COOLED

ART. NR.	IMAGE	DESCRIPTION	AMPERE	PACKAGING
TWP18		Torch body liquid cooled	350A	1 pc.
TWP18F		Torch body liquid cooled flexible	350A	1 pc.
TWP18FV		Torch body liquid cooled flexible with valve	350A	1 pc.
TWP18P		Torch body liquid cooled 180°	500A	1 pc.
TWP18SC		Torch body liquid cooled (Super Cool)	400A	1 pc.
TWP18-TW		Torch body liquid cooled t.b.v. (MG.01.01)	350A	1 pc.
TWP18V		Torch body liquid cooled with valve	350A	1 pc.
WP18FHD		Torch body liquid cooled Heavy Duty	400A	1 pc.
TWP20		Torch body liquid cooled	250A	1 pc.
TWP20F		Torch body liquid cooled flexible	250A	1 pc.
TWP20H		Torch body liquid cooled HD WP20	250A	1 pc.
TWP20P		Torch body liquid cooled straight version	250A	1 pc.
WP20F3		Torch body liquid cooled flexible Neck lenght: 75mm	250A	1 pc.
WP20F4		Torch body liquid cooled flexible Neck lenght:100mm	250A	1 pc.
WP20F5		Torch body liquid cooledflexible Neck lenght: 125mm	250A	1 pc.

TIG TORCH BODIES

WP24G - WP24W

LIQUID COOLED & AIR COOLED

ART. NR.	IMAGE	DESCRIPTION	AMPERE	PACKAGING
TWP24G		Torch body air cooled 70°	80A	1 pc.
TWP24W		Torch body liquid cooled 70°	180A	1 pc.
WP24WF		Torch body liquid cooled flexible length: 100mm	180A	1 pc.
WP24WF5		Torch body liquid cooled flexible length: 125mm	180A	1 pc.

WP22A - WP22B

LIQUID COOLED

TWP22A		Torch body liquid cooled length: 17.8cm	250A	1 pc.
TWP22B		Torch body liquid cooled length: 7.6cm	250A	1 pc.

WP27A - WP27B

LIQUID COOLED

TWP27A		Torch body liquid cooled length: 22.7cm	500A	1 pc.
TWP27B		Torch body liquid cooled length: 55.8cm	500A	1 pc.

WP12 - WP25

LIQUID COOLED

TWP12		Torch body liquid cooled	500A	1 pc.
TWP25		Torch body liquid cooled flexible	250A	1 pc.

TIG TORCH HEADS

ART. NR.	IMAGE	DESCRIPTION	AMPERE	TIG TORCH	PACKAGING
1726		Torch head 70°	200A	WP17 / WP26	1 pc.
1726P		Torch head 180°	200A	WP17 / WP26	1 pc.
24		Torch head 90°	80A	WP24 / WP24W	1 pc.
24-90		Torch head 90°	80A	WP24 / WP24W	1 pc.
9-70		Torch head 70°	125A	WP9/WP20	1 pc.
9-90		Torch head 90°	125A	WP9/WP20	1 pc.
9-P		Torch head 180°	125A	WP9/WP20	1 pc.

SF225

LIQUID COOLED

SF225		Torch body liquid cooled flexible (without torch head, to be ordered separately)	225A	1 pc.
-------	--	---	------	-------

TIG BETWEEN BODY AND CONNECTOR

ART. NR.	IMAGE	DESCRIPTION	TIG TORCH	PACKAGING
150CE		Torch between body flexible rubber	WP150 / WP150V	1 pc.
200CE		Torch between body flexible rubber	WP200 / WP200V	1 pc.
150TB		Torch Connecting piece with thread	WP9 / WP17	1 pc.
150TBR		Torch connector piece rubber connection	WP9 / WP17	1 pc.
150VTB		Torch Connecting piece with thread	WP26	1 pc.
200TB		Torch Connection piece with thread	WP26	1 pc.
200VTB		Torch Connection piece with valve and wire	WP26	1 pc.

TIG HANDLES & SWITCHES

TIG-ER TORCH HANDLES

ART. NR.	IMAGE	DESCRIPTION	PACKAGING
TGR100-200		TIG handle 2-part with screws Blue	1 pc.
TGR100-201		TIG handle 2-part with screws Red	1 pc.
TGR100-214		TIG handle 2-part with screws Green	1 pc.
TGR100-213		TIG handle 2-part with screws Orange	1 pc.

TIG TORCH HANDLES

ART. NR.	IMAGE	DESCRIPTION	PACKAGING
TH100		Round TIG handle for WP9/17	1 pc.
TH100R		Ribbed TIG handle for WP9V/17V	1 pc.
TH200		Round TIG handle for WP18/26	1 pc.
TH200R		Ribbed TIG handle for WP18V/26V	1 pc.
105Z55		Round TIG handle for 150TB/150VTB	1 pc.
105Z55R		Ribbed TIG handle for 150TB/150VTB	1 pc.
85WP13		Round TIG handle for WP12	1 pc.
18PB		Round TIG for WP18P	1 pc.
THS200		Round TIG handle for WP18/26 with cable notch	1 pc.
H150		Round TIG handle for TWP20H torch body	1 pc.
H100G		Round TIG handle for WP20/WP25	1 pc.
HI100G		TIG handle adapter for H100G	1 pc.
10N15		Round TIG handle with inside thread for 200TB/200VTB	1 pc.
10N15R		Ribbed TIG handle with inside thread for 200TB/200VTB	1 pc.
20HA18		TIG handle adapter for 10N15 handle	1 pc.

HANDLE ADAPTER & HOSE ADAPTER

ART. NR.	IMAGE	DESCRIPTION	PACKAGING
TGR100-202		TIG Adapter rubber Fits for handle TGR100-200/TGR100-201	1 pc.
TGR100-209		Small ball joint 4-piece to be used on hose packages WP9/WP20/WP17	1 pc.
TGR100-210		Small ball joint 4-piece to be used on hose packages	1 pc.

TIG TORCH SWITCHES

ART. NR.	IMAGE	DESCRIPTION	PACKAGING
TGR100-204		Single button switch	1 pc.
TGR100-205		Double-buttons switch	1 pc.
TGR100-208		Switch with 10k Ohm potential meter	1 pc.
TGR100-206		4 push micro switch met 2 hevels	1 pc.
TGR100-212		4 push micro switch *print version for Lorch® welding machines	1 pc.
TGR100-207		4 push micro switch up/down (standard version)	1 pc.
TGR100-211		4 push micro switch up/down *print version for Lorch® welding machines	1 pc.

SWITCH BOOT

ART. NR.	IMAGE	DESCRIPTION	PACKAGING
BL1		Rubber switch boot large	1 pc.
BM1		Rubber switch boot medium	1 pc.
BS1		Rubber switch boot small	1 pc.
SW1B		4 push micro switch up/down (standard version)	1 pc.

TIG WP24G/WP24W



1. GAS CUPS - CERAMIC

ART. NR.	IMAGE	DIAMETER	LENGTH	
53N23		∅ 4.2mm	16mm	10 pcs.
53N24		∅ 6.3mm	16mm	10 pcs.
53N25		∅ 8.0mm	16mm	10 pcs.
53N27		∅ 9.5mm	16mm	10 pcs.
53N28		∅ 6.3mm	29mm	10 pcs.
53N26		∅ 9.5mm	29mm	10 pcs.
53N58		∅ 6.5mm	25.5mm	10 pcs.
53N59		∅ 8.0mm	25.5mm	10 pcs.
53N60		∅ 9.5mm	25.5mm	10 pcs.
53N61		∅ 11.0mm	25.5mm	10 pcs.
53N61S		∅ 12.5mm	25.5mm	10 pcs.
53N58L		∅ 6.5mm	35mm	10 pcs.
53N59L		∅ 8.0mm	35mm	10 pcs.
53N60L		∅ 9.5mm	35mm	10 pcs.
53N61L		∅ 11.0mm	35mm	10 pcs.
JUMBO VERSION				
53N58XL		∅ 6.5mm	73mm	10 pcs.
53N59XL		∅ 8.0mm	73mm	10 pcs.
53N60XL		∅ 9.5mm	73mm	10 pcs.
53N61XL		∅ 11.0mm	73mm	10 pcs.

2. COLLET BODY

ART. NR.	IMAGE	DIAMETER	LENGTH	
T53N17		∅ 0.5mm	12mm	10 pcs.
T53N18		∅ 1.0mm	12mm	10 pcs.
T53N19		∅ 1.6mm	12mm	10 pcs.
T24CB332		∅ 2.4mm	12mm	10 pcs.
STANDARD VERSION WITH GAS LENS				
T45V41		∅ 0.5mm	22mm	10 pcs.
T45V42		∅ 1.0mm	22mm	10 pcs.
T45V43		∅ 1.6mm	22mm	10 pcs.
T45V43M		∅ 2.0mm	22mm	10 pcs.
T45V44		∅ 2.4mm	22mm	10 pcs.
T45V45		∅ 3.2mm	22mm	10 pcs.

3. COLLET

ART. NR.	IMAGE	DIAMETER	LENGTH	
T53N15		∅ 0.5mm	14mm	10 pcs.
T53N16		∅ 1.0mm	14mm	10 pcs.
T53N14		∅ 1.6mm	14mm	10 pcs.
T24C332		∅ 2.4mm	14mm	10 pcs.
T53N62		∅ 0.5mm	23mm	10 pcs.
T53N63		∅ 1.0mm	23mm	10 pcs.
T53N64		∅ 1.6mm	23mm	10 pcs.
T24GLC332		∅ 2.4mm	23mm	10 pcs.
STANDARD VERSION WITH GAS LENS				
53N20		∅ 6.6mm	50.8mm	10 pcs.

4. INSULATOR

ART. NR.	IMAGE	
T53N22		10 pcs.
T53N66		10 pcs.

TIG WP12



1. GAS CUPS - CERAMIC

ART. NR.	IMAGE	DIAMETER	LENGTH	
14N57		∅ 6.5mm	32mm	10 pcs.
14N58		∅ 8.0mm	32mm	10 pcs.
14N59		∅ 9.5mm	32mm	10 pcs.
14N60		∅ 11.0mm	32mm	10 pcs.
14N61		∅ 12.5mm	32mm	10 pcs.
14N61-10		∅ 16.0mm	32mm	10 pcs.
14N61-12		∅ 19.5mm	32mm	10 pcs.
14N68		∅ 6.0mm	67mm	10 pcs.
14N69		∅ 8.0mm	67mm	10 pcs.
14N70		∅ 9.5mm	67mm	10 pcs.
14N71		∅ 11.0mm	67mm	10 pcs.
14N72		∅ 12.5mm	67mm	10 pcs.

2. COLLET BODY

ART. NR.	IMAGE	DIAMETER	LENGTH	
T11WP65		∅ 1.6 - 6.4mm	27mm	10 pcs.
STANDARD VERSION WITH GAS LENS				
T11GL16		∅ 1.6mm	39.2mm	10 pcs.
T11GL18		∅ 2.4mm	39.2mm	10 pcs.
T11GL32		∅ 3.2mm	39.2mm	10 pcs.
T11GL36		∅ 4.8mm	39.2mm	10 pcs.
T11GL53		∅ 4.0mm	39.2mm	10 pcs.

3. COLLET

ART. NR.	IMAGE	DIAMETER	LENGTH	
T85Z14		∅ 1.6mm	60mm	10 pcs.
T85Z15		∅ 2.4mm	60mm	10 pcs.
T85Z16		∅ 3.2mm	60mm	10 pcs.
T85Z17		∅ 4.0mm	60mm	10 pcs.
T85Z18		∅ 4.8mm	60mm	10 pcs.
T85Z19		∅ 6.4mm	60mm	10 pcs.

4. INSULATOR

ART. NR.	IMAGE	
12NG		10 pcs.

5. TORCH CAPS

ART. NR.	IMAGE	
56Y45		10 pcs.
56Y44		10 pcs.

TIG WP27A/WP27B



1. GAS CUPS - CERAMIC

ART. NR.	IMAGE	DIAMETER	LENGTH	
57N74		∅ 12.5mm	48mm	10 pcs.
57N75		∅ 9.5mm	48mm	10 pcs.
53N87		∅ 19.0mm	48mm	10 pcs.
53N88		∅ 16.0mm	48mm	10 pcs.
53N89		∅ 24.0mm	48mm	10 pcs.

2. GAS LENS

ART. NR.	IMAGE	DIAMETER	LENGTH	
49V22		∅ 1.0mm	66.7mm	10 pcs.
49V23		∅ 1.6mm	66.7mm	10 pcs.
49V24		∅ 2.4mm	66.7mm	10 pcs.
49V25		∅ 3.2mm	66.7mm	10 pcs.
49V26		∅ 4.0mm	66.7mm	10 pcs.
49V27		∅ 4.8mm	66.7mm	10 pcs.
49V28		∅ 6.4mm	66.7mm	10 pcs.

3. COLLET

ART. NR.	IMAGE	DIAMETER	LENGTH	
57N45		∅ 1.0mm	67mm	10 pcs.
57N46		∅ 1.6mm	67mm	10 pcs.
57N47		∅ 2.4mm	67mm	10 pcs.
57N48		∅ 3.2mm	67mm	10 pcs.
57N49		∅ 4.0mm	67mm	10 pcs.
57N50		∅ 4.8mm	67mm	10 pcs.
57N51		∅ 6.4mm	67mm	10 pcs.

4. INSULATOR

ART. NR.	IMAGE	
57N56		10 pcs.

5. SHAFT

ART. NR.	IMAGE	
27-13A		1 pcs.
27-13B		1 pcs.
TUBE WITH TURNING KNOB		
27-10A		10 pcs.
27-10B		1 pcs.

MIG

WELDING TORCHES & CONSUMABLES

MIG welding, which stands for Metal Inert Gas welding, is a widely used arc welding process in which a continuous and consumable wire electrode is fed through a welding torch. The wire is melted and then used as a filler material to join two pieces of metal together. MIG welding is known for its efficiency, speed, and versatility, making it a popular choice in various industries and applications. Whether you are a seasoned professional or a hobbyist, our MIG welding products are engineered to elevate your welding experience, providing the tools you need to create strong, high-quality welds with confidence. Explore the possibilities with TIG-ER as we redefine excellence in MIG welding technology.



[nl] MIG-lassen, wat staat voor Metal Inert Gas welding en is een veelgebruikt booglasproces waarbij een lasdraad door een lastoorts wordt gevoerd. De draad wordt gesmolten en vervolgens gebruikt als vulmateriaal om twee stukken basis materiaal aan elkaar te verbinden. MIG-lassen staat bekend om zijn efficiëntie, snelheid en veelzijdigheid, waardoor het een populaire keuze is in verschillende industrieën en toepassingen. Of u nu een doorgewinterde professional of een hobbyist bent, onze MIG-lasproducten zijn ontworpen om uw laservaring te verbeteren en bieden de hulpmiddelen die u nodig hebt om vol vertrouwen sterke lassen van hoge kwaliteit te maken. Ontdek de mogelijkheden met TIG-ER, want wij herdefiniëren uitmuntendheid in MIG-lasstechnologie.

[de] MIG-Schweißen, die Abkürzung für Metall-Inertgas-Schweißen, ist ein weit verbreitetes Lichtbogenschweißverfahren, bei dem eine kontinuierliche und abbaubare Drahtelektrode durch einen Schweißbrenner geführt wird. Der Draht wird geschmolzen und dann als Schweißzusatzwerkstoff verwendet, um zwei Metallteile miteinander zu verbinden. MIG-Schweißen ist bekannt für seine Effizienz, Schnelligkeit und Vielseitigkeit, was es zu einer beliebten Wahl in verschiedenen Branchen und Anwendungen macht. Ganz gleich, ob Sie ein erfahrener Profi oder ein Hobbyschweißer sind, unsere MIG-Schweißprodukte sind so konzipiert, dass sie Ihre Schweißverfahren verbessern und Ihnen die Werkzeuge an die Hand geben, die Sie benötigen, um starke, hochwertige Schweißnähte zu erzeugen. Entdecken Sie die Möglichkeiten von TIG-ER, denn wir definieren die Spitzenleistung in der MIG-Schweißtechnik neu.

[fr] Le soudage MIG (Metal Inert Gas) est un procédé de soudage à l'arc très répandu, dans lequel un fil-électrode continu et consommable est introduit dans une torche de soudage. Le fil est fondu et utilisé comme matériau d'apport pour assembler deux pièces de métal. Le soudage MIG est connu pour son efficacité, sa rapidité et sa polyvalence, ce qui en fait un choix populaire dans diverses industries et applications. Que vous soyez un professionnel chevronné ou un amateur, nos produits de soudage MIG sont conçus pour améliorer votre expérience du soudage, en vous fournissant les outils dont vous avez besoin pour créer des soudures solides et de haute qualité en toute confiance. Explorez les possibilités de TIG-ER et redéfinissez l'excellence de la technologie de soudage MIG.

MIG TORCH MB15



ART. NR.	DESCRIPTION	LENGTH	CONNECTION TYPE	PACKAGING
15.16.03	MIG Torch MB15	3m	 Euro Connector	1 pc.
15.16.04	MIG Torch MB15	4m		1 pc.
15.16.05	MIG Torch MB15	5m		1 pc.

TECHNICAL SPECIFICATIONS	
Type:	MB15
Cooling	Air cooled
Rating	180A Co2 / 150A Mixed gas M21*
Duty cycle	60%
Wire diameter(mm)	ø 0.6mm -1.0mm



POS.	ART. NR.	IMAGE	DESCRIPTION	DIAMETER	LENGTH	PACKAGING
GAS NOZZLES						
1	15.KN.12		Conical	ø 12mm	53mm	10 pcs.
1	15.RE.16		Cylindrical	ø 16mm	53mm	10 pcs.
1	15.SK.10		Conical Point	ø 10mm	53mm	10 pcs.
CONTACT TIPS						
2	KM60615CU		M6 - CU	ø 0.6mm	25mm	50 pcs.
	KM60815CU		M6 - CU	ø 0.8mm	25mm	50 pcs.
	KM60915CU		M6 - CU	ø 0.9mm	25mm	50 pcs.
	KM61015CU		M6 - CU	ø 1.0mm	25mm	50 pcs.
	KM61215CU		M6 - CU	ø 1.2mm	25mm	50 pcs.
	KM61415CU		M6 - CU	ø 1.4mm	25mm	50 pcs.
	KM61615CU		M6 - CU	ø 1.6mm	25mm	50 pcs.
POWER CABLE						
9	01.16.03		Coaxial cable complete	16mm ²	3m	1 pc.
	01.16.04		Coaxial cable complete	16mm ²	4m	1 pc.
	01.16.05		Coaxial cable complete	16mm ²	5m	1 pc.
LINERS						
18	15.45.B3		Liner steel / blue insulated	ø 1.5x4.5mm	3.4m	1 pc.
	15.45.B4		Liner steel / blue insulated	ø 1.5x4.5mm	4.4m	1 pc.
	15.45.B5		Liner steel / blue insulated	ø 1.5x4.5mm	5.4m	1 pc.

POS.	ART. NR.	IMAGE	DESCRIPTION	PACKAGING
3	KV.15.01		Nozzle spring MM15	10 pcs.
4	15.01.01		Swan neck air cooled MB15	1 pc.
5	HA.AR.03		Ergonomic handle grip including 3 mounting screws	1 pc.
6	HA.SW.01		Handle trigger switch	1 pc.
7-12	HA.RI.02		Closing ring for handle grip assembly	1 pc.
8-11	HA.KG.GG		Kink protector with ball joint	1 pc.
10	MO.10.01		Hex nut coaxial cable	1 pc.
13	KB.HS.GG		Kink protector housing	1 pc.
14	MC.01.02		Connecting nut for central adapter	1 pc.
15	HA.AR.SC		Screw M4x6	1 pc.
16	KB.GG.01		Central plug adapter air cooled	1 pc.
17	CN.GW.01		Adapter nut M10x1 for liner	1 pc.
19	MS.01.01		Multi wrench	1 pc.

MIG TORCH MB24



ART. NR.	DESCRIPTION	LENGTH	CONNECTION TYPE	PACKAGING
24.16.03	MIG Torch MB24	3m		1 pc.
24.16.04	MIG Torch MB24	4m		1 pc.
24.16.05	MIG Torch MB24	5m		Euro Connector

TECHNICAL SPECIFICATIONS	
Type:	MB24
Cooling	Air cooled
Rating	250A Co2 / 220A Mixed gas M21*
Duty cycle	60%
Wire diameter(mm)	ø 0.8mm -1.2mm



POS.	ART. NR.	IMAGE	DESCRIPTION	DIAMETER	LENGTH	PACKAGING
GAS NOZZLES						
1	24.KN.12		Conical	ø 12mm	63.5mm	10 pcs.
1	24.RE.17		Cylindrical	ø 16mm	63.5mm	10 pcs.
1	24.SK.10		Conical Point	ø 10mm	63.5mm	10 pcs.
CONTACT TIPS						
2	KM60825CU		M6 - CU	ø 0.8mm	28mm	50 pcs.
	KM60925CU		M6 - CU	ø 0.9mm	28mm	50 pcs.
	KM61025CU		M6 - CU	ø 1.0mm	28mm	50 pcs.
	KM61225CU		M6 - CU	ø 1.2mm	28mm	50 pcs.
	KM61425CU		M6 - CU	ø 1.4mm	28mm	50 pcs.
	KM61625CU		M6 - CU	ø 1.6mm	28mm	50 pcs.
POWER CABLE						
10	01.25.03		Coaxial cable complete	25mm ²	3m	1 pc.
	01.25.04		Coaxial cable complete	25mm ²	4m	1 pc.
	01.25.05		Coaxial cable complete	25mm ²	5m	1 pc.
LINERS						
19	20.45.R3		Liner steel / red insulated	ø 2.0 x 4.5mm	3.4m	1 pc.
	20.45.R4		Liner steel / red insulated	ø 2.0 x 4.5mm	4.4m	1 pc.
	20.45.R5		Liner steel / red insulated	ø 2.0 x 4.5mm	5.4m	1 pc.

POS.	ART. NR.	IMAGE	DESCRIPTION	PACKAGING
3	24.01.02		Contact tip holder M6 for MB24	10 pcs.
4	GV.24.26		Gas diffuser white plastic for MB24	1 pc.
4	GV.MM.24C		Gas diffuser white ceramic for MB24	1 pc.
5	24.01.01		Swan neck air cooled MB24	1 pc.
6	HA.AR.03		Ergonomic handle grip including 3 mounting screws	1 pc.
7	HA.SW.01		Handle trigger switch	1 pc.
8-13	HA.RI.02		Closing ring for Handle grip assembly	1 pc.
9-12	HA.KG.GG		Kink protector with ball joint	1 pc.
11	MO.10.01		Hex nut coaxial cable	1 pc.
14	KB.HS.GG		Kink protector housing	1 pc.
15	MC.01.02		Connecting nut for central adapter	1 pc.
16	HA.AR.SC		Screw M4x6	1 pc.
17	KB.GG.01		Central plug adapter air cooled	1 pc.
18	CN.GW.01		Adapter nut M10x1 for liner	1 pc.
20	MS.01.01		Multi wrench	1 pc.

MIG TORCH MB25



ART. NR.	DESCRIPTION	LENGHT	CONNECTION TYPE	PACKAGING
25.16.03	MIG Torch MB25	3m		1 pc.
25.16.04	MIG Torch MB25	4m		1 pc.
25.16.05	MIG Torch MB25	5m		1 pc.

TECHNICAL SPECIFICATIONS	
Type:	MB25
Cooling	Air cooled
Rating	230A Co2 / 200A Mixed gas M21*
Duty cycle	60%
Wire diameter(mm)	ø 0.8mm -1.2mm



POS.	ART. NR.	IMAGE	DESCRIPTION	DIAMETER	LENGTH	PACKAGING
GAS NOZZLES						
1	25.KN.15		Conical	ø 15mm	57mm	10 pcs.
1	25.RE.18		Cylindrical	ø 18mm	57mm	10 pcs.
1	25.SK.11		Conical Point	ø 11.5mm	57mm	10 pcs.
CONTACT TIPS						
2	KM60825CU		M6 - CU	ø 0.8mm	28mm	50 pcs.
	KM60925CU		M6 - CU	ø 0.9mm	28mm	50 pcs.
	KM61025CU		M6 - CU	ø 1.0mm	28mm	50 pcs.
	KM61225CU		M6 - CU	ø 1.2mm	28mm	50 pcs.
	KM61425CU		M6 - CU	ø 1.4mm	28mm	50 pcs.
	KM61625CU		M6 - CU	ø 1.6mm	28mm	50 pcs.
POWER CABLE						
10	01.25.03		Coaxial cable complete	25mm ²	3m	1 pc.
	01.25.04		Coaxial cable complete	25mm ²	4m	1 pc.
	01.25.05		Coaxial cable complete	25mm ²	5m	1 pc.
LINERS						
19	20.45.R3		Liner steel / red insulated	ø 2.0 x 4.5mm	3.4m	1 pc.
	20.45.R4		Liner steel / red insulated	ø 2.0 x 4.5mm	4.4m	1 pc.
	20.45.R5		Liner steel / red insulated	ø 2.0 x 4.5mm	5.4m	1 pc.

POS.	ART. NR.	IMAGE	DESCRIPTION	PACKAGING
3	25.01.02		Contact tip holder M6 for MB25	10 pcs.
3	25.01.03		Contact tip holder M8 for MB25	10 pcs.
4	KV.25.01		Nozzle spring MM25	10 pcs.
5	25.01.01		Swan neck air cooled MB25	1 pc.
6	HA.AR.03		Ergonomic handle grip including 3 mounting screws	1 pc.
7	HA.SW.01		Handle trigger switch	1 pc.
8-13	HA.RI.02		Closing ring for Handle grip assembly	1 pc.
9-12	HA.KG.GG		Kink protector with ball joint	1 pc.
11	MO.10.01		Hex nut coaxial cable	1 pc.
14	KB.HS.GG		Kink protector housing	1 pc.
15	MC.01.02		Connecting nut for central adapter	1 pc.
16	HA.AR.SC		Screw M4x6	1 pc.
17	KB.GG.01		Central plug adapter air cooled	1 pc.
18	CN.GW.01		Adapter nut M10x1 for liner	1 pc.
20	MS.01.01		Multi wrench	1 pc.

MIG TORCH MB26



ART. NR.	DESCRIPTION	LENGTH	CONNECTION TYPE	PACKAGING
26.16.03	MIG Torch MB26	3m		1 pc.
26.16.04	MIG Torch MB26	4m		1 pc.
26.16.05	MIG Torch MB26	5m		1 pc.

TECHNICAL SPECIFICATIONS	
Type:	MB26
Cooling	Air cooled
Rating	240A Co2 / 290A Mixed gas M21*
Duty cycle	60%
Wire diameter(mm)	ø 0.8mm -1.2mm



POS.	ART. NR.	IMAGE	DESCRIPTION	DIAMETER	LENGTH	PACKAGING
GAS NOZZLES						
1	50.KN.20HD		Conical	ø 16mm	76mm	10 pcs.
1	50.RE.16		Cylindrical	ø 20mm	76mm	10 pcs.
1	50.SK.14		Conical Point	ø 14mm	76mm	10 pcs.
CONTACT TIPS						
2	KM60825CU		M6 - CU	ø 0.8mm	28mm	50 pcs.
	KM60925CU		M6 - CU	ø 0.9mm	28mm	50 pcs.
	KM61025CU		M6 - CU	ø 1.0mm	28mm	50 pcs.
	KM61225CU		M6 - CU	ø 1.2mm	28mm	50 pcs.
	KM61425CU		M6 - CU	ø 1.4mm	28mm	50 pcs.
	KM61625CU		M6 - CU	ø 1.6mm	28mm	50 pcs.
POWER CABLE						
10	01.35.03		Coaxial cable complete	35mm ²	3m	1 pc.
	01.35.04		Coaxial cable complete	35mm ²	4m	1 pc.
	01.35.05		Coaxial cable complete	35mm ²	5m	1 pc.
LINERS						
19	20.45.R3		Liner steel / red insulated	ø 2.0 x 4.5mm	3.4m	1 pc.
	20.45.R4		Liner steel / red insulated	ø 2.0 x 4.5mm	4.4m	1 pc.
	20.45.R5		Liner steel / red insulated	ø 2.0 x 4.5mm	5.4m	1 pc.


POS.	ART. NR.	IMAGE	DESCRIPTION	PACKAGING
3	26.01.02		Contact tip holder M6 for MB26	10 pcs.
3	26.01.03		Contact tip holder M8 for MB26	10 pcs.
4	GV.26.00		Gas diffuser white for MB26	10 pcs.
5	26.01.01		Swan neck air cooled MB26	1 pc.
6	HA.AR.03		Ergonomic handle grip including 3 mounting screws	1 pc.
7	HA.SW.01		Handle trigger switch	1 pc.
8-13	HA.RI.02		Closing ring for Handle grip assembly	1 pc.
9-12	HA.KG.GG		Kink protector with ball joint	1 pc.
11	MO.10.01		Hex nut coaxial cable	1 pc.
14	KB.HS.GG		Kink protector housing	1 pc.
15	MC.01.02		Connecting nut for central adapter	1 pc.
16	HA.AR.SC		Screw M4x6	1 pc.
17	KB.GG.01		Central plug adapter air cooled	1 pc.
18	CN.GW.01		Adapter nut M10x1 for liner	1 pc.
20	MS.01.01		Multi wrench	1 pc.

MIG TORCH MB36



ART. NR.	DESCRIPTION	LENGTH	CONNECTION TYPE	PACKAGING
36.16.03	MIG Torch MB36	3m		1 pc.
36.16.04	MIG Torch MB36	4m		1 pc.
36.16.05	MIG Torch MB36	5m		Euro Connector

TECHNICAL SPECIFICATIONS	
Type:	MB36
Cooling	Air cooled
Rating	270A Co2 / 240A Mixed gas M21*
Duty cycle	60%
Wire diameter(mm)	ø 0.8mm -1.2mm



POS.	ART. NR.	IMAGE	DESCRIPTION	DIAMETER	LENGTH	PACKAGING
GAS NOZZLES						
1	36.KN.19HD		Conical	ø 16mm	76mm	10 pcs.
1	36.RE.16		Cylindrical	ø 20mm	76mm	10 pcs.
1	36.SK.14		Conical Point	ø 14mm	76mm	10 pcs.
CONTACT TIPS						
2	KM808CU		M8 - CU	ø 0.8mm	30mm	50 pcs.
	KM809CU		M8 - CU	ø 0.9mm	30mm	50 pcs.
	KM810CU		M8 - CU	ø 1.0mm	30mm	50 pcs.
	KM812CU		M8 - CU	ø 1.2mm	30mm	50 pcs.
	KM814CU		M8 - CU	ø 1.4mm	30mm	50 pcs.
	KM816CU		M8 - CU	ø 1.6mm	30mm	50 pcs.
POWER CABLE						
10	01.50.03		Coaxial cable complete	50mm ²	3m	1 pc.
	01.50.04		Coaxial cable complete	50mm ²	4m	1 pc.
	01.50.05		Coaxial cable complete	50mm ²	5m	1 pc.
LINERS						
19	20.45.G3		Liner steel / yellow insulated	ø 2.0 x 4.5mm	3.4m	1 pc.
	20.45.G4		Liner steel / yellow insulated	ø 2.0 x 4.5mm	4.4m	1 pc.
	20.45.G5		Liner steel / yellow insulated	ø 2.0 x 4.5mm	5.4m	1 pc.


POS.	ART. NR.	IMAGE	DESCRIPTION	PACKAGING
3	36.01.02		Contact tip holder M6 for MB36	10 pcs.
3	36.01.03		Contact tip holder M8 for MB36	10 pcs.
4	GV.36.00		Gasverdeler wit for MB36	10 pcs.
5	36.01.01		Swan neck air cooled MB36	1 pc.
6	HA.AR.03		Ergonomic handle grip including 3 mounting screws	1 pc.
7	HA.SW.01		Handle trigger switch	1 pc.
8-13	HA.RI.02		Closing ring for Handle grip assembly	1 pc.
9-12	HA.KG.GG		Kink protector with ball joint	1 pc.
11	MO.10.01		Hex nut coaxial cable	1 pc.
14	KB.HS.GG		Kink protector housing	1 pc.
15	MC.01.02		Connecting nut for central adapter	1 pc.
16	HA.AR.SC		Screw M4x6	1 pc.
17	KB.GG.01		Central plug adapter air cooled	1 pc.
18	CN.GW.01		Adapter nut M10x1 for liner	1 pc.
20	MS.01.01		Multi wrench	1 pc.

MIG TORCH MB24W



ART. NR.	DESCRIPTION	LENGTH	CONNECTION TYPE	PACKAGING
36.36.03	MIG Torch MB24W	3m		1 pc.
36.36.04	MIG Torch MB24W	4m		1 pc.
36.36.05	MIG Torch MB24W	5m		1 pc.


TECHNICAL SPECIFICATIONS	
Type:	MB24W
Cooling	Liquid cooled
Rating	300A Co2 / 270A Mixed gas M21*
Duty cycle	100%
Wire diameter(mm)	ø 0.8mm -1.2mm



POS.	ART. NR.	IMAGE	DESCRIPTION	DIAMETER	LENGTH	PACKAGING
GAS NOZZLES						
1	24.KN.12		Conical	ø 12mm	63.5mm	10 pcs.
1	24.RE.17		Cylindrical	ø 16mm	63.5mm	10 pcs.
1	24.SK.10		Conical Point	ø 10mm	63.5mm	10 pcs.
CONTACT TIPS						
2	KM60825CU		M6 - CU	ø 0.8mm	28mm	50 pcs.
	KM60925CU		M6 - CU	ø 0.9mm	28mm	50 pcs.
	KM61025CU		M6 - CU	ø 1.0mm	28mm	50 pcs.
	KM61225CU		M6 - CU	ø 1.2mm	28mm	50 pcs.
	KM61425CU		M6 - CU	ø 1.4mm	28mm	50 pcs.
	KM61625CU		M6 - CU	ø 1.6mm	28mm	50 pcs.
LINERS						
19	20.45.34		Liner steel	ø 2.0 x 4.5mm	3.4m	1 pc.
	20.45.44		Liner staal	ø 2.0 x 4.5mm	4.4m	1 pc.
	20.45.45		Liner steel	ø 2.0 x 4.5mm	5.4m	1 pc.

POS.	ART. NR.	IMAGE	DESCRIPTION	
3	24.01.02		Contact tip holder M6	10 pcs.
4	GV.24.26		Gas diffuser white plastic	10 pcs.
4	GV.MM.24C		Gas diffuser white ceramic	10 pcs.
5	24.01.03		Swan neck MB24W Liquid cooled	1 pc.
6	HA.AR.03		Ergonomic handle grip including 3 mounting screws	1 pc.
7	HA.SW.01		Handle trigger switch	1 pc.
8-13	HA.RI.02		Closing ring for Handle grip assembly	1 pc.
9-12	HA.KG.GG		Kink protector with ball joint	1 pc.

POS.	ART. NR.	IMAGE	DESCRIPTION	
11	WR.50.01		Water return hose 50cm incl. quick coupling plug	1 pc.
14	KB.HS.WG		Kink protector housing	1 pc.
15	MC.01.02		Connecting nut for central adapter	1 pc.
16	HA.AR.SC		Screw M4x6	1 pc.
17	KB.WG.01		Central plug adapter liquid cooled	1 pc.
18	CN.GW.01		Adapter nut M10x1 for liner	1 pc.
20	SP.10.B		Rubber hose cap Blue / Red	10 pcs.
	SP.10.R			
21	MS.01.01		Multi wrench	1 pc.




POS.	ART. NR.	DESCRIPTION	LENGTH	
10.1	SK.01.35	Control cable 2x0,75mm2	3.5m	1 pc.
	SK.01.45		4.5m	1 pc.
	SK.01.55		5.5m	1 pc.
10.2	DD.WG.03	Wire feed-through cable	3m	1 pc.
	DD.WG.04		4m	1 pc.
	DD.WG.05		5m	1 pc.
10.3	50.01.30	MIG power / water cable	3m	1 pc.
	50.01.40		4m	1 pc.
	50.01.50		5m	1 pc.
10.4	GH.01.30	Gas hose 5x8mm black	3m	1 pc.
	GH.01.40		4m	1 pc.
	GH.01.50		5m	1 pc.
10.5	WH.01.30	Water hose 5x8mm blue	3.5m	1 pc.
	WH.01.40		4.5m	1 pc.
	WH.01.50		5.5m	1 pc.
10.6	HC2528-3	Canvas protective cover	3m	1 pc.
	HC2528-4		4m	1 pc.
	HC2528-5		5m	1 pc.

MIG TORCH MB401



ART. NR.	DESCRIPTION	LENGTH	CONNECTION TYPE	PACKAGING
36.34.03	MIG Torch MB401	3m		1 pc.
36.34.04	MIG Torch MB401	4m		1 pc.
36.34.05	MIG Torch MB401	5m		1 pc.


TECHNICAL SPECIFICATIONS	
Type:	MB401
Cooling	Liquid cooled
Rating	400A Co2 / 350A Mixed gas M21*
Duty cycle	100%
Wire diameter(mm)	∅ 0.8mm -1.2mm



POS.	ART. NR.	IMAGE	DESCRIPTION	DIAMETER	LENGTH	PACKAGING
GAS NOZZLES						
1	50.KN.20HD		Conical	∅ 16mm	76mm	10 pcs.
1	50.RE.16		Cylindrical	∅ 20mm	76mm	10 pcs.
1	50.SK.14		Conical Point	∅ 14mm	76mm	10 pcs.
CONTACT TIPS						
2	KM808CU		M8 - CU	∅ 0.8mm	30mm	50 pcs.
	KM809CU		M8 - CU	∅ 0.9mm	30mm	50 pcs.
	KM810CU		M8 - CU	∅ 1.0mm	30mm	50 pcs.
	KM812CU		M8 - CU	∅ 1.2mm	30mm	50 pcs.
	KM814CU		M8 - CU	∅ 1.4mm	30mm	50 pcs.
	KM816CU		M8 - CU	∅ 1.6mm	30mm	50 pcs.
	KM820CU		M8 - CU	∅ 2.0mm	30mm	50 pcs.
CONTACT TIPS HOLDER						
4	50.01.02		Contact tip holder M6 standard		25m	1 pc.
	50.01.03		Contact tip holder M8 standard		25m	1 pc.
	50.01.04		Contact tip holder M8 long		29m	1 pc.
	50.01.05		Contact tip holder M6 long		29m	1 pc.
LINER						
20	20.45.34		Liner steel	∅ 2.0 x 4.5mm	3.4m	1 pc.
	20.45.44		Liner steel	∅ 2.0 x 4.5mm	4.4m	1 pc.
	20.45.45		Liner steel	∅ 2.0 x 4.5mm	5.4m	1 pc.

POS.	ART. NR.	IMAGE	DESCRIPTION	PACKAGING
3	GV.40.50		Gas diffuser white plastic	10 pcs.
3	GV.40.50Z		Gas diffuser black plastic	10 pcs.
3	GV.MM.45C		Gas diffuser white ceramic	10 pcs.
5	KR.40.50		Insulation ring Swan neck	10 pcs.
6	40.01.01		Swan neck MB401 Liquid cooled	1 pc.
7	HA.AR.03		Ergonomic handle grip including 3 mounting screws	1 pc.
8	HA.SW.01		Handle trigger switch	1 pc.
9-14	HA.RI.02		Closing ring for Handle grip assembly	1 pc.
10-13	HA.KG.WG		Kink protector with ball joint	1 pc.

POS.	ART. NR.	IMAGE	DESCRIPTION	PACKAGING
12	WR.50.01		Water return hose 50cm incl. quick coupling plug	1 pc.
15	KB.HS.WG		Kink protector housing	1 pc.
16	MC.01.02		Connecting nut for central adapter	1 pc.
17	HA.AR.SC		Screw M4x6	1 pc.
18	KB.WG.01		Central plug adapter liquid cooled	1 pc.
19	CN.GW.01		Adapter nut M10x1 for liner	1 pc.
21	SP.10.B		Rubber hose cap Blue / Red	10 pcs.
	SP.10.R			
22	MS.01.01		Multi wrench	1 pc.




POS.	ART. NR.	DESCRIPTION	LENGTH	PACKAGING
11.1	SK.01.35	Control cable 2x0,75mm2	3.5m	1 pc.
	SK.01.45		4.5m	1 pc.
	SK.01.55		5.5m	1 pc.
11.2	DD.WG.03	Wire feed-through cable	3m	1 pc.
	DD.WG.04		4m	1 pc.
	DD.WG.05		5m	1 pc.
11.3	50.01.30	MIG power / water cable	3m	1 pc.
	50.01.40		4m	1 pc.
	50.01.50		5m	1 pc.
11.4	GH.01.30	Gas hose 5x8mm black	3m	1 pc.
	GH.01.40		4m	1 pc.
	GH.01.50		5m	1 pc.
11.5	WH.01.30	Water hose 5x8mm blue	3.5m	1 pc.
	WH.01.40		4.5m	1 pc.
	WH.01.50		5.5m	1 pc.
11.6	HC2528-3	Canvas protective cover	3m	1 pc.
	HC2528-4		4m	1 pc.
	HC2528-5		5m	1 pc.

MIG TORCH MB501



ART. NR.	DESCRIPTION	LENGTH	CONNECTION TYPE	PACKAGING
36.35.03	MIG Torch MB501	3m		1 pc.
36.35.04	MIG Torch MB501	4m		1 pc.
36.35.05	MIG Torch MB501	5m		1 pc.


TECHNICAL SPECIFICATIONS	
Type:	MB501
Cooling	Liquid cooled
Rating	500A Co2 / 450A Mixed gas M21*
Duty cycle	100%
Wire diameter(mm)	∅ 0.8mm -1.2mm



POS.	ART. NR.	IMAGE	DESCRIPTION	DIAMETER	LENGTH	PACKAGING
GAS NOZZLES						
1	50.KN.20HD		Conical	∅ 16mm	76mm	10 pcs.
1	50.RE.16		Cylindrical	∅ 20mm	76mm	10 pcs.
1	50.SK.14		Conical Point	∅ 14mm	76mm	10 pcs.
CONTACT TIPS						
2	KM808CU		M8 - CU	∅ 0.8mm	30mm	50 pcs.
	KM809CU		M8 - CU	∅ 0.9mm	30mm	50 pcs.
	KM810CU		M8 - CU	∅ 1.0mm	30mm	50 pcs.
	KM812CU		M8 - CU	∅ 1.2mm	30mm	50 pcs.
	KM814CU		M8 - CU	∅ 1.4mm	30mm	50 pcs.
	KM816CU		M8 - CU	∅ 1.6mm	30mm	50 pcs.
	KM820CU		M8 - CU	∅ 2.0mm	30mm	50 pcs.
CONTACT TIP HOLDER						
4	50.01.02		Contact tip holder M6 standard		25mm	1 pc.
	50.01.03		Contact tip holder M8 standard		25mm	1 pc.
	50.01.04		Contact tip holder M8 long		29mm	1 pc.
	50.01.05		Contact tip holder M6 long		29mm	1 pc.
LINERS						
20	20.45.34		Liner steel	∅ 2.0 x 4.5mm	3.4m	1 pc.
	20.45.44		Liner steel	∅ 2.0 x 4.5mm	4.4m	1 pc.
	20.45.45		Liner steel	∅ 2.0 x 4.5mm	5.4m	1 pc.


POS.	ART. NR.	IMAGE	DESCRIPTION	PACKAGING
3	GV.40.50		Gas diffuser white plastic	10 pcs.
3	GV.40.50Z		Gas diffuser black plastic	10 pcs.
3	GV.MM.45C		Gas diffuser white ceramic	10 pcs.
5	KR.40.50		Insulation ring Swan neck	10 pcs.
6	50.01.01		Swan neck MB501 Liquid cooled	1 pc.
7	HA.AR.03		Ergonomic handle grip including 3 mounting screws	1 pc.
8	HA.SW.01		Handle trigger switch	1 pc.
9-14	HA.RI.02		Closing ring for Handle grip assembly	1 pc.
10-13	HA.KG.WG		Kink protector with ball joint	1 pc.

POS.	ART. NR.	IMAGE	DESCRIPTION	PACKAGING
12	WR.50.01		Water return hose 50cm incl. quick coupling plug	1 pc.
15	KB.HS.WG		Kink protector housing	1 pc.
16	MC.01.02		Connecting nut for central adapter	1 pc.
17	HA.AR.SC		Screw M4x6	1 pc.
18	KB.WG.01		Central plug adapter liquid cooled	1 pc.
19	CN.GW.01		Adapter nut M10x1 for liner	1 pc.
21	SP.10.B		Rubber hose cap Blue / Red	10 pcs.
	SP.10.R			
22	MS.01.01		Multi wrench	1 pc.



POS.	ART. NR.	DESCRIPTION	LENGTH	PACKAGING
11.1	SK.01.35	Control cable 2x0,75mm2	3.5m	1 pc.
	SK.01.45		4.5m	1 pc.
	SK.01.55		5.5m	1 pc.
11.2	DD.WG.03	Wire feed-through cable	3m	1 pc.
	DD.WG.04		4m	1 pc.
	DD.WG.05		5m	1 pc.
11.3	50.01.30	MIG power / water cable	3m	1 pc.
	50.01.40		4m	1 pc.
	50.01.50		5m	1 pc.
11.4	GH.01.30	Gas hose 5x8mm black	3m	1 pc.
	GH.01.40		4m	1 pc.
	GH.01.50		5m	1 pc.
11.5	WH.01.30	Water hose 5x8mm blue	3.5m	1 pc.
	WH.01.40		4.5m	1 pc.
	WH.01.50		5.5m	1 pc.
11.6	HC2528-3	Canvas protective cover	3m	1 pc.
	HC2528-4		4m	1 pc.
	HC2528-5		5m	1 pc.


MIG STANDARD LINERS



ART. NR.	COLOR	IMAGE	DIAMETER INTERNAL	DIAMETER EXTERNAL	LENGTH	MIG TORCH	PACKAGING
LINER STEEL / BLUE INSULATED							
15.45.B3	Blue		∅ 1.5mm	∅ 4.5mm	3.4m	MB15	1 pc.
15.45.B4	Blue		∅ 1.5mm	∅ 4.5mm	4.4m		1 pc.
15.45.B5	Blue		∅ 1.5mm	∅ 4.5mm	5.4m		1 pc.
LINER STEEL / RED INSULATED							
20.45.R3	Red		∅ 2.0mm	∅ 4.5mm	3.4m	MB24 MB25 MB26	1 pc.
20.45.R4	Red		∅ 2.0mm	∅ 4.5mm	4.4m		1 pc.
20.45.R5	Red		∅ 2.0mm	∅ 4.5mm	5.4m		1 pc.
LINER STEEL / YELLOW INSULATED							
25.45.G3	Yellow		∅ 2.5mm	∅ 4.5mm	3.4m	MB36	1 pc.
25.45.G4	Yellow		∅ 2.5mm	∅ 4.5mm	4.4m		1 pc.
25.45.G5	Yellow		∅ 2.5mm	∅ 4.5mm	5.4m		1 pc.

ART. NR.	COLOR	IMAGE	DIAMETER INTERNAL	DIAMETER EXTERNAL	LENGTH	MIG TORCH	PACKAGING
LINER STEEL							
15.45.34	Black		∅ 1.5mm	∅ 4.0mm	3.4m	MB24W MB401 MB501	1 pc.
15.45.34	Black		∅ 1.5mm	∅ 4.0mm	4.4m		1 pc.
15.45.34	Black		∅ 1.5mm	∅ 4.0mm	5.4m		1 pc.
20.45.34	Black		∅ 2.0mm	∅ 4.5mm	3.4m	MB24W MB401 MB501	1 pc.
20.45.44	Black		∅ 2.0mm	∅ 4.5mm	4.4m		1 pc.
20.45.54	Black		∅ 2.0mm	∅ 4.5mm	5.4m		1 pc.
25.45.34	Black		∅ 2.5mm	∅ 4.5mm	3.4m	MB24W MB401 MB501	1 pc.
25.45.44	Black		∅ 2.5mm	∅ 4.5mm	4.4m		1 pc.
25.45.54	Black		∅ 2.5mm	∅ 4.5mm	5.4m		1 pc.

MIG TEFLON LINERS



ART. NR.	COLOR	IMAGE	DIAMETER INTERNAL	DIAMETER EXTERNAL	LENGTH	MIG TORCH	PACKAGING
TEFLON LINER BLUE							
TLB154035	Blue		∅ 1.5mm	∅ 4.0mm	3.5m	ALL MIG TORCHES	1 pc.
TLB154045	Blue		∅ 1.5mm	∅ 4.0mm	4.5m		1 pc.
TLB154055	Blue		∅ 1.5mm	∅ 4.0mm	5.5m		1 pc.
TEFLON LINER RED							
TLR204035	Red		∅ 2.0mm	∅ 4.0mm	3.5m	ALL MIG TORCHES	1 pc.
TLR204045	Red		∅ 2.0mm	∅ 4.0mm	4.5m		1 pc.
TLR204055	Red		∅ 2.0mm	∅ 4.0mm	5.5m		1 pc.
TEFLON LINER YELLOW							
TLG274735	Yellow		∅ 2.7mm	∅ 4.7mm	3.5m	ALL MIG TORCHES	1 pc.
TLG274745	Yellow		∅ 2.7mm	∅ 4.7mm	4.5m		1 pc.
TLG274755	Yellow		∅ 2.7mm	∅ 4.7mm	5.5m		1 pc.
CARBON LINER BLACK							
TLK154035	Black		∅ 1.5mm	∅ 4.0mm	3.5m	ALL MIG TORCHES	1 pc.
TLK154045	Black		∅ 1.5mm	∅ 4.0mm	4.5m		1 pc.
TLK154055	Black		∅ 1.5mm	∅ 4.0mm	5.5m		1 pc.
TLK204035	Black		∅ 2.0mm	∅ 4.0mm	3.5m		1 pc.
TLK204045	Black		∅ 2.0mm	∅ 4.0mm	4.5m		1 pc.
TLK204055	Black		∅ 2.0mm	∅ 4.0mm	5.5m		1 pc.
TLK204065	Black		∅ 2.0mm	∅ 4.0mm	6.5m		1 pc.
TLK204735	Black		∅ 2.7mm	∅ 4.7mm	3.5m		1 pc.
TLK204745	Black		∅ 2.7mm	∅ 4.7mm	4.5m		1 pc.
TLK204755	Black		∅ 2.7mm	∅ 4.7mm	5.5m		1 pc.

ART. NR.	COLOR	IMAGE	DIAMETER INTERNAL	DIAMETER EXTERNAL	PACKAGING
TEFLON LINER ON A ROLL					
TB1540	Blue		∅ 1.5mm	∅ 4.0mm	100m
TR2040	Red		∅ 2.0mm	∅ 4.0mm	100m
TG2747	Yellow		∅ 2.7mm	∅ 4.7mm	100m
CARBON TEFLON LINER ON A ROLL MARKED					
TK1540	Black		∅ 1.5mm	∅ 4.0mm	100m
TK2040	Black		∅ 2.0mm	∅ 4.0mm	100m
TK2747	Black		∅ 2.7mm	∅ 4.7mm	100m



ART.NR	DIAMETER	PACKAGING
LN.40.01	∅ 4.0mm	10 pcs.
LN.47.01	∅ 4.7mm	10 pcs.

MIG CONTACT TIPS



ART. NR.	IMAGE	DESCRIPTION	WIRE	DIAMETER	LENGTH	MIG TORCH	PACKAGING
KM808CU		Contact tip Cu	M8	∅ 0.8mm	30mm	MB36 MB401 MB501	50 pcs.
KM809CU		Contact tip Cu	M8	∅ 0.9mm	30mm		50 pcs.
KM810CU		Contact tip Cu	M8	∅ 1.0mm	30mm		50 pcs.
KM812CU		Contact tip Cu	M8	∅ 1.2mm	30mm		50 pcs.
KM814CU		Contact tip Cu	M8	∅ 1.4mm	30mm		50 pcs.
KM816CU		Contact tip Cu	M8	∅ 1.6mm	30mm		50 pcs.
KM820CU		Contact tip Cu	M8	∅ 2.0mm	30mm		50 pcs.
KM824CU		Contact tip Cu	M8	∅ 2.4mm	30mm		50 pcs.
KM808HD		Contact tip CuCrZr	M8	∅ 0.8mm	30mm	MB36 MB401 MB501	50 pcs.
KM809HD		Contact tip CuCrZr	M8	∅ 0.9mm	30mm		50 pcs.
KM810HD		Contact tip CuCrZr	M8	∅ 1.0mm	30mm		50 pcs.
KM812HD		Contact tip CuCrZr	M8	∅ 1.2mm	30mm		50 pcs.
KM814HD		Contact tip CuCrZr	M8	∅ 1.4mm	30mm		50 pcs.
KM816HD		Contact tip CuCrZr	M8	∅ 1.6mm	30mm		50 pcs.
KM808A			Contact tip Alu	M8	∅ 0.8mm		30mm
KM809A	Contact tip Alu		M8	∅ 0.9mm	30mm	50 pcs.	
KM810A	Contact tip Alu		M8	∅ 1.0mm	30mm	50 pcs.	
KM812A	Contact tip Alu		M8	∅ 1.2mm	30mm	50 pcs.	
KM814A	Contact tip Alu		M8	∅ 1.4mm	30mm	50 pcs.	
KM816A	Contact tip Alu		M8	∅ 1.6mm	30mm	50 pcs.	
KM60625CU		Contact tip Cu	M6	∅ 0.6mm	28mm	MB24 MB25 MB26 MB36 MB24W	50 pcs.
KM60825CU		Contact tip Cu	M6	∅ 0.8mm	28mm		50 pcs.
KM60925CU		Contact tip Cu	M6	∅ 0.9mm	28mm		50 pcs.
KM61025CU		Contact tip Cu	M6	∅ 1.0mm	28mm		50 pcs.
KM61225CU		Contact tip Cu	M6	∅ 1.2mm	28mm		50 pcs.
KM61425CU		Contact tip Cu	M6	∅ 1.4mm	28mm		50 pcs.
KM61625CU		Contact tip Cu	M6	∅ 1.6mm	28mm		50 pcs.
KM60625HD			Contact tip CuCrZr	M6	∅ 0.6mm		28mm
KM60825HD	Contact tip CuCrZr		M6	∅ 0.8mm	28mm	50 pcs.	
KM60925HD	Contact tip CuCrZr		M6	∅ 0.9mm	28mm	50 pcs.	
KM61025HD	Contact tip CuCrZr		M6	∅ 1.0mm	28mm	50 pcs.	
KM61225HD	Contact tip CuCrZr		M6	∅ 1.2mm	28mm	50 pcs.	
KM61425HD	Contact tip CuCrZr		M6	∅ 1.4mm	28mm	50 pcs.	
KM61625HD	Contact tip CuCrZr		M6	∅ 1.6mm	28mm	50 pcs.	



ART. NR.	IMAGE	DESCRIPTION	WIRE	DIAMETER	LENGTH	MIG TORCH	PACKAGING
KM60625A		Contact tip Alu	M6	∅ 0.8mm	28mm	MB24 MB25 MB26 MB36 MB24W	50 pcs.
KM60825A		Contact tip Alu	M6	∅ 0.9mm	28mm		50 pcs.
KM60925A		Contact tip Alu	M6	∅ 1.0mm	28mm		50 pcs.
KM61025A		Contact tip Alu	M6	∅ 1.2mm	28mm		50 pcs.
KM61225A		Contact tip Alu	M6	∅ 1.4mm	28mm		50 pcs.
KM61425A		Contact tip Alu	M6	∅ 1.6mm	28mm		50 pcs.
KM61625A		Contact tip Alu	M6	∅ 2.0mm	28mm		50 pcs.
KM60615CU			Contact tip Cu	M6	∅ 0.6mm		25mm
KM60815CU	Contact tip Cu		M6	∅ 0.8mm	25mm	50 pcs.	
KM60915CU	Contact tip Cu		M6	∅ 0.9mm	25mm	50 pcs.	
KM61015CU	Contact tip Cu		M6	∅ 1.0mm	25mm	50 pcs.	
KM61215CU	Contact tip Cu		M6	∅ 1.2mm	25mm	50 pcs.	
KM61415CU	Contact tip Cu		M6	∅ 1.4mm	25mm	50 pcs.	
KM61615CU	Contact tip Cu		M6	∅ 1.6mm	25mm	50 pcs.	

MIG CONTACT TIP HOLDER

ART. NR.	IMAGE	DESCRIPTION	WIRE	LENGTH	MIG TORCH	PACKAGING
24.01.02		Contact tip holder	M6	26mm	MB24 MB24W	25 pcs.
25.01.02		Contact tip holder	M6	35mm	MB25	25 pcs.
25.01.03		Contact tip holder	M8	35mm		25 pcs.
26.01.02		Contact tip holder	M6	22mm	MB26	25 pcs.
26.01.03		Contact tip holder	M8	22mm		25 pcs.
36.01.02		Contact tip holder	M6	28mm	MB36	25 pcs.
36.01.03		Contact tip holder	M8	28mm		25 pcs.
36.01.04		Contact tip holder	M8	34mm		25 pcs.
36.01.05		Contact tip holder	M6	34mm		25 pcs.
50.01.02		Contact tip holder	M6	25mm	MB401 MB501	25 pcs.
50.01.03		Contact tip holder	M8	25mm		25 pcs.
50.01.04		Contact tip holder	M8	29mm		25 pcs.
50.01.05		Contact tip holder	M6	29mm		25 pcs.

MIG SWAN NECKS

AIR COOLED

ART. NR.	IMAGE	TECHNICAL SPECIFICATIONS		PACKAGING
15.01.01		Type:	MB15	1 pc.
		Cooling	Air cooled	
		Rating	180A Co2 / 250A Mixed gas M21*	
		Duty cycle	60%	
		Wire diameter(mm)	∅ 0.6mm -1.0mm	
24.01.01		Type:	MB24	1 pc.
		Cooling	Air cooled	
		Rating	250A Co2 / 220A Mixed gas M21*	
		Duty cycle	60%	
		Wire diameter(mm)	∅ 0.8mm -1.2mm	
25.01.01		Type:	MB25	1 pc.
		Cooling	Air cooled	
		Rating	230A Co2 / 200A Mixed gas M21*	
		Duty cycle	60%	
		Wire diameter(mm)	∅ 0.8mm -1.2mm	
26.01.01		Type:	MB26	1 pc.
		Cooling	Air cooled	
		Rating	270A Co2 / 240A Mixed gas M21*	
		Duty cycle	60%	
		Wire diameter(mm)	∅ 0.8mm -1.2mm	
36.01.01		Type:	MB36	1 pc.
		Cooling	Air cooled	
		Rating	320A Co2 / 290A Mixed gas M21*	
		Duty cycle	60%	
		Wire diameter(mm)	∅ 0.8mm -1.2mm	

LIQUID COOLED

ART. NR.	IMAGE	TECHNICAL SPECIFICATIONS		PACKAGING
24.01.03		Type:	MB24W	1 pc.
		Cooling	Liquid cooled	
		Rating	300A Co2 / 270A Mixed gas M21*	
		Duty cycle	100%	
		Wire diameter(mm)	∅ 0.8mm -1.2mm	
40.01.01		Type:	MB401	1 pc.
		Cooling	Liquid cooled	
		Rating	250A Co2 / 220A Mixed gas M21*	
		Duty cycle	100%	
		Wire diameter(mm)	∅ 0.8mm -1.2mm	
50.01.01		Type:	MB501	1 pc.
		Cooling	Liquid cooled	
		Rating	230A Co2 / 200A Mixed gas M21*	
		Duty cycle	100%	
		Wire diameter(mm)	∅ 0.8mm -1.2mm	

MIG GAS NOZZLES




ART. NR.	IMAGE	DESCRIPTION	DIAMETER	LENGHT	MIG TORCH	PACKAGING
15.KN.12		Conical	∅ 12mm	53mm	MB15	10 pcs.
15.RE.16		Cylindrical	∅ 16mm	53mm		10 pcs.
15.SK.10		Conical Point	∅ 0.5mm	53mm		10 pcs.
24.KN.12		Conical	∅ 12mm	63.5mm	MB24	10 pcs.
24.RE.17		Cylindrical	∅ 16mm	63.5mm		10 pcs.
24.SK.10		Conical Point	∅ 0.5mm	63.5mm		10 pcs.
25.KN.15		Conical	∅ 15mm	57mm	MB25	10 pcs.
25.RE.18		Cylindrical	∅ 18mm	57mm		10 pcs.
25.SK.11		Conical Point	∅ 11.5mm	57mm		10 pcs.
50.KN.20HD		Conical	∅ 16mm	76mm	MB26 MB401 MB501	10 pcs.
50.RE.16		Cylindrical	∅ 20mm	76mm		10 pcs.
50.SK.14		Conical Point	∅ 14mm	76mm		10 pcs.
36.KN.19HD		Conical	∅ 19mm	84mm	MB36	10 pcs.
36.RE.16		Cylindrical	∅ 16mm	84mm		10 pcs.
36.SK.16		Conical Point	∅ 16mm	84mm		10 pcs.


MIG DIFFUSER

ART. NR.	IMAGE	DESCRIPTION	MIG TORCH	PACKAGING
GV.24.26		Gas diffuser white plastic	MB24/ MB24W	25 pcs.
GV.MM.24C		Gas diffuser white ceramic		25 pcs.
GV.26.00		Gas diffuser white plastic	MB26	25 pcs.
GV.36.00		Gas diffuser white plastic	MB36	25 pcs.
GV.36.01		Gas diffuser black plastic		25 pcs.
GV.MM.36C		Gas diffuser white ceramic		25 pcs.
GV.40.50		Gas diffuser white plastic	MB401/ MB501	25 pcs.
GV.40.50Z		Gas diffuser black plastic		25 pcs.
GV.MM.45C		Gas diffuser white ceramic		25 pcs.

MIG POWER CABLES & HOSE



MIG COAXIAL CABLE



ART. NR.	DESCRIPTION	LENGTH	PACKAGING
01.16.03	Coaxial cable copper: 16mm ²	3m	1 pc.
01.16.04	Coaxial cable copper: 16mm ²	4m	1 pc.
01.16.05	Coaxial cable copper: 16mm ²	5m	1 pc.
01.25.03	Coaxial cable copper: 25mm ²	3m	1 pc.
01.25.04	Coaxial cable copper: 25mm ²	4m	1 pc.
01.25.05	Coaxial cable copper: 25mm ²	5m	1 pc.
01.35.03	Coaxial cable copper: 35mm ²	3m	1 pc.
01.35.04	Coaxial cable copper: 35mm ²	4m	1 pc.
01.35.05	Coaxial cable copper: 35mm ²	5m	1 pc.
01.50.03	Coaxial cable copper: 50mm ²	3m	1 pc.
01.50.04	Coaxial cable copper: 50mm ²	4m	1 pc.
01.50.05	Coaxial cable copper: 50mm ²	5m	1 pc.

ART. NR.	DESCRIPTION	LENGTH	PACKAGING
SK.01.35	Control cable 2x0,75mm ²	3.5m	1 pc.
SK.01.45	Control cable 2x0,75mm ²	4.5m	1 pc.
SK.01.55	Control cable 2x0,75mm ²	5.5m	1 pc.
DD.WG.03	Wire feed-through cable	3m	1 pc.
DD.WG.04	Wire feed-through cable	4m	1 pc.
DD.WG.05	Wire feed-through cable	5m	1 pc.
50.01.30	MIG power / water cable	3m	1 pc.
50.01.40	MIG power / water cable	4m	1 pc.
50.01.50	MIG power / water cable	5m	1 pc.
GH.01.30	Gas hose 5x8mm black	3m	1 pc.
GH.01.40	Gas hose 5x8mm black	4m	1 pc.
GH.01.50	Gas hose 5x8mm black	5m	1 pc.
WH.01.30	Water hose 5x8mm blue	3.5m	1 pc.
WH.01.40	Water hose 5x8mm blue	4.5m	1 pc.
WH.01.50	Water hose 5x8mm blue	5.5m	1 pc.

WELDING ACCESSORIES

MIG/TIG SPARE PARTS
SAFETY GLOVES & CLOTHING



TIG WOLFRAM TUNGSTEN ELECTRODES



ART. NR.	COLOR	IMAGE	DESCRIPTION	DIAMETER	LENGTH	PACKAGING
TP0010175	Green		Tungsten electrodes Green (WP) These are pure (99.5%) tungsten electrodes. They are suitable for alternating current (AC) welding of aluminum alloys. Not suitable for direct current welding.	∅ 1.0mm	175mm	10 pcs.
TP0016175	Green			∅ 1.6mm	175mm	10 pcs.
TP0020175	Green			∅ 2.0mm	175mm	10 pcs.
TP0024175	Green			∅ 2.4mm	175mm	10 pcs.
TP0032175	Green			∅ 3.2mm	175mm	10 pcs.
TP0040175	Green			∅ 4.0mm	175mm	10 pcs.
TP0048175	Green			∅ 4.8mm	175mm	10 pcs.
TP0064175	Green			∅ 6.4mm	175mm	10 pcs.
TC2010175	Grey		Tungsten electrodes Grey (WC20) The gray tungsten electrodes with 2% Cerium are widely used because they have good ignition properties. They are suitable for direct current (DC) welding of low and high-alloy steels, including stainless steel.	∅ 1.0mm	175mm	10 pcs.
TC2016175	Grey			∅ 1.6mm	175mm	10 pcs.
TC2020175	Grey			∅ 2.0mm	175mm	10 pcs.
TC2024175	Grey			∅ 2.4mm	175mm	10 pcs.
TC2032175	Grey			∅ 3.2mm	175mm	10 pcs.
TC2040175	Grey			∅ 4.0mm	175mm	10 pcs.
TC2048175	Grey			∅ 4.8mm	175mm	10 pcs.
TC2064175	Grey			∅ 6.4mm	175mm	10 pcs.
TL1010175	Black		Tungsten electrodes Black (WLa10) High quality tungsten electrodes for gas tungsten arc welding (GTAW), also known as Tungsten Inert Gas (TIG) welding, 1% Lanthanated EWL a-1 / WL10 Tungsten	∅ 1.0mm	175mm	10 pcs.
TL1016175	Black			∅ 1.6mm	175mm	10 pcs.
TL1020175	Black			∅ 2.0mm	175mm	10 pcs.
TL1024175	Black			∅ 2.4mm	175mm	10 pcs.
TL1032175	Black			∅ 3.2mm	175mm	10 pcs.
TL1040175	Black			∅ 4.0mm	175mm	10 pcs.
TL1048175	Black			∅ 4.8mm	175mm	10 pcs.
TL1064175	Black			∅ 6.4mm	175mm	10 pcs.
TLARC1510175	Gold		Tungsten electrodes Gold (WL15) The gold tungsten electrodes contain 1.5% Lanthanum and are suitable for DC welding of low- and high-alloy steels, including stainless steel. They have good ignition properties and are very suitable for the low current range.	∅ 1.0mm	175mm	10 pcs.
TLARC1516175	Gold			∅ 1.6mm	175mm	10 pcs.
TLARC1520175	Gold			∅ 2.0mm	175mm	10 pcs.
TLARC1524175	Gold			∅ 2.4mm	175mm	10 pcs.
TLARC1532175	Gold			∅ 3.2mm	175mm	10 pcs.
TLARC1540175	Gold			∅ 4.0mm	175mm	10 pcs.
TLARC1548175	Gold			∅ 4.8mm	175mm	10 pcs.
TLARC1564175	Gold			∅ 6.4mm	175mm	10 pcs.

ART. NR.	COLOR	IMAGE	DESCRIPTION	DIAMETER	LENGTH	PACKAGING
TL2010175	Blue		Tungsten electrodes Blue (WL20) The blue 2% Lanthanum electrodes are suitable for direct current welding of low and high alloy steels.	∅ 1.0mm	175mm	10 pcs.
TL2016175	Blue			∅ 1.6mm	175mm	10 pcs.
TL2020175	Blue			∅ 2.0mm	175mm	10 pcs.
TL2024175	Blue			∅ 2.4mm	175mm	10 pcs.
TL2032175	Blue			∅ 3.2mm	175mm	10 pcs.
TL2040175	Blue			∅ 4.0mm	175mm	10 pcs.
TL2048175	Blue			∅ 4.8mm	175mm	10 pcs.
TL2064175	Blue			∅ 6.4mm	175mm	10 pcs.
TZ0810175	White		Tungsten electrodes White (WZr 08) Tungsten electrode for alternating current (AC) welding. Due to the addition of 0.8% zirconium oxide, this tungsten electrode is much more stable and due to the lower evaporation rate there is much less chance of contamination of the weld metal. This makes it suitable for welding aluminum in nuclear installations. This electrode is not suitable for direct current (DC) welding.	∅ 1.0mm	175mm	10 pcs.
TZ0816175	White			∅ 1.6mm	175mm	10 pcs.
TZ0820175	White			∅ 2.0mm	175mm	10 pcs.
TZ0824175	White			∅ 2.4mm	175mm	10 pcs.
TZ0832175	White			∅ 3.2mm	175mm	10 pcs.
TZ0840175	White			∅ 4.0mm	175mm	10 pcs.
TZ0848175	White			∅ 4.8mm	175mm	10 pcs.
TZ0864175	White			∅ 6.4mm	175mm	10 pcs.
TWS210175	Turquoise		Tungsten Electrodes Turquoise (WS2) These tungsten electrodes (with 2% Cerium) are suitable for direct current welding of low- and high-alloyed steels.	∅ 1.0mm	175mm	10 pcs.
TWS216175	Turquoise			∅ 1.6mm	175mm	10 pcs.
TWS220175	Turquoise			∅ 2.0mm	175mm	10 pcs.
TWS224175	Turquoise			∅ 2.4mm	175mm	10 pcs.
TWS232175	Turquoise			∅ 3.2mm	175mm	10 pcs.
TWS240175	Turquoise			∅ 4.0mm	175mm	10 pcs.
TWS248175	Turquoise			∅ 4.8mm	175mm	10 pcs.
TWS264175	Turquoise			∅ 6.4mm	175mm	10 pcs.

Tungsten electrodes:

- Certified tungsten electrodes (suitable for non-ferrous metals and alloys)
- Lanthanum coated tungsten electrodes (ideal for AC and DC welding of steel and aluminum)
- Zirconium tungsten electrodes (used for welding aluminum and magnesium alloys)



CLAMP SLEEVE

ART. NR.	IMAGE	DESCRIPTION	DIAMETER	PACKAGING
K11450FAL		Ferrule Aluminium	∅ 11.4mm	10 pcs.
K11500FAL		Ferrule Aluminium	∅ 12.7mm	10 pcs.
K11525FAL		Ferrule Aluminium	∅ 13.3mm	10 pcs.
K11575FAL		Ferrule Aluminium	∅ 14.6mm	10 pcs.
K11625FAL		Ferrule Aluminium	∅ 15.9mm	10 pcs.
K12312FBL		Ferrule Brass	∅ 7.9mm	10 pcs.
K12358FBL		Ferrule Brass	∅ 9.1mm	10 pcs.
K12375FBL		Ferrule Brass	∅ 9.5mm	10 pcs.
K12425FBL		Ferrule Brass for power cable WP20	∅ 10.8mm	10 pcs.
K12525FBL		Ferrule Brass	∅ 13.3mm	10 pcs.
K12550FBL		Ferrule for power cable WP9/17/18	∅ 14.0mm	10 pcs.
K12625FBL		Ferrule Brass for power cable WP26	∅ 15.9mm	10 pcs.
K12675FBL		Ferrule Brass	∅ 17.2mm	10 pcs.
K12718FBL	Ferrule Brass	∅ 18.2mm	10 pcs.	
K1309		Ferrule Steel	∅ 9.0mm	10 pcs.
K1313		Ferrule Steel	∅ 13.5mm	10 pcs.
K1315		Ferrule Steel	∅ 15.0mm	10 pcs.
K1317		Ferrule Steel	∅ 17.0mm	10 pcs.
K1320		Ferrule Steel	∅ 20.0mm	10 pcs.

CABLE LUGS

ART. NR.	IMAGE	DESCRIPTION	DIAMETER	PACKAGING
K1816		Cable Lug	∅ 16mm ²	10 pcs.
K1825		Cable Lug	∅ 25mm ²	10 pcs.
K1835		Cable Lug	∅ 35mm ²	10 pcs.
K1850		Cable Lug	∅ 50mm ²	10 pcs.
K1870		Cable Lug	∅ 70mm ²	10 pcs.
K1895		Cable Lug	∅ 95mm ²	10 pcs.

HOSE CLAMPS

ART. NR.	IMAGE	DESCRIPTION	MIN. CLAMPING RANGE	MAX. CLAMPING RANGE	PACKAGING
K15051		One ear hose clamp with ring	∅ 3.7mm	∅ 4.7mm	100st.
K15070		One ear hose clamp with ring	∅ 5.6mm	∅ 6.5mm	100st.
K15075		One ear hose clamp with ring	∅ 5.9mm	∅ 7.0mm	100st.
K15080		One ear hose clamp with ring	∅ 6.3mm	∅ 7.5mm	100st.
K15083		One ear hose clamp with ring	∅ 7.8mm	∅ 8.3mm	100st.
K15087		One ear hose clamp with ring	∅ 7.0mm	∅ 8.2mm	100st.
K15090		One ear hose clamp with ring	∅ 7.0mm	∅ 9.0mm	100st.
K15095		One ear hose clamp with ring	∅ 7.5mm	∅ 9.0mm	100st.
K15100		One ear hose clamp with ring	∅ 7.8mm	∅ 9.5mm	100st.
K15105		One ear hose clamp with ring	∅ 8.5mm	∅ 10.0mm	100st.
K15110		One ear hose clamp with ring	∅ 8.8mm	∅ 10.5mm	100st.
K15120		One ear hose clamp with ring	∅ 9.5mm	∅ 11.5mm	100st.
K15128		One ear hose clamp with ring	∅ 10.3mm	∅ 12.3mm	100st.
K15133		One ear hose clamp with ring	∅ 10.6mm	∅ 12.6mm	100st.
K15140		One ear hose clamp with ring	∅ 11.3mm	∅ 13.3mm	100st.
K15145		One ear hose clamp with ring	∅ 11.8mm	∅ 13.8mm	100st.
K15150		One ear hose clamp with ring	∅ 12.3mm	∅ 14.3mm	100st.
K15160		One ear hose clamp with ring	∅ 13.1mm	∅ 15.3mm	100st.
K15175		One ear hose clamp with ring	∅ 14.6mm	∅ 16.8mm	100st.
K15185		One ear hose clamp with ring	∅ 15.6mm	∅ 17.8mm	100st.
K15218		One ear hose clamp with ring	∅ 18.8mm	∅ 21.1mm	100st.
K15235		One ear hose clamp with ring	∅ 20.3mm	∅ 23.5mm	100st.
K15255		One ear hose clamp with ring	∅ 22.0mm	∅ 24.8mm	100st.

ART. NR.	IMAGE	DESCRIPTION	MIN. CLAMPING RANGE	MAX. CLAMPING RANGE	PACKAGING
K15266		Two ears hose clamp	∅ 9.0mm	∅ 11.0mm	100st.
K15267		Two ears hose clamp	∅ 11.0mm	∅ 13.0mm	100st.
K15268		Two ears hose clamp	∅ 12.5mm	∅ 15.0mm	100st.
K15269		Two ears hose clamp	∅ 14.0mm	∅ 17.0mm	100st.
K15270		Two ears hose clamp	∅ 15.0mm	∅ 18.0mm	100st.
K15271		Two ears hose clamp	∅ 16.0mm	∅ 19.0mm	100st.
K15272		Two ears hose clamp	∅ 16.2mm	∅ 20.0mm	100st.
K15273		Two ears hose clamp	∅ 18.0mm	∅ 22.0mm	100st.



CURRENT NIPPLES

ART. NR.	IMAGE	DIAMETER	THREAD	NUT	PACKAGING
K201406		∅ 4x6mm	1/4	BSP	10 pcs.
K201407		∅ 5x7mm	1/4	BSP	10 pcs.
K201408		∅ 6x8mm	1/4	BSP	10 pcs.
K201409		∅ 7x9mm	1/4	BSP	10 pcs.
K201410		∅ 8x10mm	1/4	BSP	10 pcs.
K201410M		∅ 8x10mm	1/4	BSP	10 pcs.
K201806		∅ 4x6mm	1/8	BSP	10 pcs.
K201807		∅ 5x7mm	1/8	BSP	10 pcs.
K201808M		∅ 6x8mm	1/8	BSP	10 pcs.
K201809M		∅ 7x9mm	1/8	BSP	10 pcs.
K2018010M	∅ 8x10mm	1/8	BSP	10 pcs.	
K203806		∅ 4x6mm	3/8	BSP	10 pcs.
K203807		∅ 5x7mm	3/8	BSP	10 pcs.
K203808		∅ 6x8mm	3/8	BSP	10 pcs.
K203809		∅ 7x9mm	3/8	BSP	10 pcs.
K203810	∅ 8x10mm	3/8	BSP	10 pcs.	
K211808M		∅ 6x8mm	1/8	BSP	10 pcs.
K211809M		∅ 7x9mm	1/8	BSP	10 pcs.
K221406M		∅ 4x6mm	1/4	UNF	10 pcs.
K221407M		∅ 5x7mm	1/4	UNF	10 pcs.
K221408M		∅ 6x8mm	1/4	UNF	10 pcs.
K221409M		∅ 7x9mm	1/4	UNF	10 pcs.
K2291606		∅ 4x6mm	9/16	UNF	10 pcs.
K2291607		∅ 5x7mm	9/16	UNF	10 pcs.
K2291608		∅ 6x8mm	9/16	UNF	10 pcs.
K2291609		∅ 7x9mm	9/16	UNF	10 pcs.
K2291610		∅ 8x10mm	9/16	UNF	10 pcs.

K29C1702PC		Current nipple 2 pieces thread: 3/8" UNF RH WP9 / 17 for welding cable mounting maximum 35mm2
K29C261S		Special Current nipple 2 pieces WP26 Torch body for welding cable mounting maximum 35mm2
K29C262		Current nipple 2 pieces thread: 1/4" BSP

Metric : Threads according to ISO with a normal pitch.
 Metric fine: Threads according to ISO with a fine pitch.
 BSP : British Standard Pipe. This thread - often also called gas thread - is often found on malleable fittings and appendages.
 BSP thread exists in 2 variants, namely BSPP and BSPT.
 UNF: Unified National Fine. American thread suitable for threading in sheet material and is suitable for fine adjustment.



CURRENT NIPPLES

ART. NR.	IMAGE	DIAMETER	THREAD	NUT	PACKAGING	
K233807M		∅ 5x7mm	3/8	UNF Outer Thread	10 pcs.	
K233808M		∅ 6x8mm	3/8	UNF Outer Thread	10 pcs.	
K233809M		∅ 7x9mm	3/8	UNF Outer Thread	10 pcs.	
K233810M		∅ 8x10mm	3/8	UNF Outer Thread	10 pcs.	
K2338L07M		∅ 5x7mm	3/8	UNF LH Outer Thread	10 pcs.	
K2338L08M		∅ 6x8mm	3/8	UNF LH Outer Thread	10 pcs.	
K2338L09M		∅ 7x9mm	3/8	UNF LH Outer Thread	10 pcs.	
K2338L10M		∅ 8x10mm	3/8	UNF LH Outer Thread	10 pcs.	
K235806			∅ 4x6mm	5/8	UNF Outer Thread	10 pcs.
K235807			∅ 5x7mm	5/8	UNF Outer Thread	10 pcs.
K235808	∅ 6x8mm		5/8	UNF Outer Thread	10 pcs.	
K235809	∅ 7x9mm		5/8	UNF Outer Thread	10 pcs.	
K235810	∅ 8x10mm		5/8	UNF Outer Thread	10 pcs.	
K23846M		∅ 4x6mm	M8x1	M8x1	10 pcs.	
K23857M		∅ 5x7mm	M8x1	M8x1	10 pcs.	
K23868M		∅ 6x8mm	M8x1	M8x1	10 pcs.	
K23879M		∅ 7x9mm	M8x1	M8x1	10 pcs.	
K240806M		∅ 4x6mm	M8x1	M8x1	10 pcs.	
K240807M		∅ 5x7mm	M8x1	M8x1	10 pcs.	
K240808M		∅ 6x8mm	M8x1	M8x1	10 pcs.	
K240808MS	∅ 6x8mm	M8x1	M8x1	10 pcs.		
K240809M	∅ 7x9mm	M8x1	M8x1	10 pcs.		
K241008M		∅ 6x8mm	M10x1	M10x1	10 pcs.	
K241009M		∅ 7x9mm	M10x1	M10x1	10 pcs.	
K241010M		∅ 8x10mm	M10x1	M10x1	10 pcs.	
K241210M		∅ 8x10mm	M12x1	M12x1	10 pcs.	
K251007M		∅ 5x7mm	M10x1	M10x1	10 pcs.	
K251008M		∅ 6x8mm	M10x1	M10x1	10 pcs.	
K251009M		∅ 7x9mm	M10x1	M10x1	10 pcs.	
K251010M		∅ 8x10mm	M12x1	M12x1	10 pcs.	
K231406M		∅ 4x6mm	1/4	UNF Outer Thread	10 pcs.	
K231407M		∅ 5x7mm	1/4	UNF Outer Thread	10 pcs.	
K250808M		∅ 6x8mm	M8x1	M8x1	10 pcs.	
K250809M		∅ 7x9mm	M8x1	M8x1	10 pcs.	

Metric : Threads according to ISO with a normal pitch.
 Metric fine: Threads according to ISO with a fine pitch.
 BSP : British Standard Pipe. This thread - often also called gas thread - is often found on malleable fittings and appendages.
 BSP thread exists in 2 variants, namely BSPP and BSPT.
 UNF: Unified National Fine. American thread suitable for threading in sheet material and is suitable for fine adjustment.



HOSE NIPPLES

ART. NR.	IMAGE	DIAMETER	THREAD	NUT	PACKAGING	
K3005636		∅ 6mm	1/4	BSP Outer Thread	10 pcs.	
K3005638		∅ 8mm	1/4	BSP Outer Thread	10 pcs.	
K3005656		∅ 6mm	3/8	BSP Outer Thread	10 pcs.	
K3005658		∅ 8mm	3/8	BSP Outer Thread	10 pcs.	
K301404		∅ 4mm	1/4	BSP	10 pcs.	
K301405		∅ 5mm	1/4	BSP	10 pcs.	
K301406		∅ 6mm	1/4	BSP	10 pcs.	
K301804		∅ 4mm	1/8	BSP	10 pcs.	
K301805		∅ 5mm	1/8	BSP	10 pcs.	
K303804		∅ 4mm	3/8	BSP	10 pcs.	
K303805		∅ 5mm	3/8	BSP	10 pcs.	
K303806		∅ 6mm	3/8	BSP	10 pcs.	
K303807		∅ 7mm	3/8	BSP	10 pcs.	
K303808		∅ 8mm	3/8	BSP	10 pcs.	
K303809		∅ 9mm	3/8	BSP length: 43mm	10 pcs.	
K30384475		∅ 3.4mm	3/8	BSP length: 47mm	10 pcs.	
K323806		∅ 6mm	3/8	UNF length: 30mm	10 pcs.	
K3291605		∅ 5mm	9/16	UNF	10 pcs.	
K335804			∅ 4mm	5/8	UNF Outer Thread	10 pcs.
K335805			∅ 5mm	5/8	UNF Outer Thread	10 pcs.
K335806			∅ 6mm	5/8	UNF Outer Thread	10 pcs.
K335808			∅ 8mm	5/8	UNF Outer Thread	10 pcs.
K301406-1			∅ 6mm	1/4	BSP with O ring for Fronius®	10 pcs.
K303806-1			∅ 6mm	3/8	BSP with O ring for Fronius®	10 pcs.

Metric : Threads according to ISO with a normal pitch.
 Metric fine: Threads according to ISO with a fine pitch.
 BSP : British Standard Pipe. This thread - often also called gas thread - is often found on malleable fittings and appendages.
 BSP thread exists in 2 variants, namely BSPP and BSPT.
 UNF: Unified National Fine. American thread suitable for threading in sheet material and is suitable for fine adjustment.



QUICK CONNECTORS

ART. NR.	IMAGE	DESCRIPTION	DIAMETER	PACKAGING
K4104		Quick connector male	∅ 4mm	10 pcs.
K4105		Quick connector male	∅ 5mm	10 pcs.
K4106		Quick connector male	∅ 6mm	10 pcs.
K4108		Quick connector male	∅ 8mm	10 pcs.
K4104A		Quick connector male (lockable)	∅ 4mm	10 pcs.
K4105A		Quick connector male (lockable)	∅ 5mm	10 pcs.
K4106A		Quick connector male (lockable)	∅ 6mm	10 pcs.
K4108A		Quick connector male (lockable)	∅ 8mm	10 pcs.
K4304		Quick connector with hose connection	∅ 4mm	10 pcs.
K4305		Quick connector with hose connection	∅ 5mm	10 pcs.
K4306		Quick connector with hose connection	∅ 6mm	10 pcs.
K4308		Quick connector with hose connection	∅ 8mm	10 pcs.
K4304A		Quick connector with hose connection (lockable)	∅ 4mm	10 pcs.
K4305A		Quick connector with hose connection (lockable)	∅ 5mm	10 pcs.
K4306A		Quick connector with hose connection (lockable)	∅ 6mm	10 pcs.
K4308A		Quick connector with hose connection (lockable)	∅ 8mm	10 pcs.
K4505		Quick connector with hose connection built-in	∅ 5mm	10 pcs.
K4506		Quick connector with hose connection built-in	∅ 6mm	10 pcs.
K4506B		Quick connector with hose connection built-in (blue)	∅ 6mm	10 pcs.
K4506R		Quick connector with hose connection built-in (red)	∅ 6mm	10 pcs.
K4508		Quick connector with hose connection built-in	∅ 8mm	10 pcs.
K4508B		Quick connector with hose connection built-in (blue)	∅ 8mm	10 pcs.
K4508R		Quick connector with hose connection built-in (red)	∅ 8mm	10 pcs.
K4505A		Quick connector with hose connection built-in (lockable)	∅ 5mm	10 pcs.
K4506A		Quick connector with hose connection built-in (lockable)	∅ 6mm	10 pcs.
K4508A		Quick connector with hose connection built-in (lockable)	∅ 8mm	10 pcs.

K4120		Quick connector Suitable for Migatronc welding units	∅ 4mm	10 pcs.
K4330		Quick connector Suitable for Rehm/Lorch/Lincoln welding units	∅ 4mm	10 pcs.

Metric : Threads according to ISO with a normal pitch.
 Metric fine: Threads according to ISO with a fine pitch.
 BSP : British Standard Pipe. This thread - often also called gas thread - is often found on malleable fittings and appendages.
 BSP thread exists in 2 variants, namely BSPP and BSPT.
 UNF: Unified National Fine. American thread suitable for threading in sheet material and is suitable for fine adjustment.



NUTS

ART. NR.	IMAGE	DESCRIPTION	THREAD	NUT	PACKAGING
K5358		UNF Outer thread	5/8	UNF	10 pcs.
K5358L		UNF Outer thread LH	5/8	UNF	10 pcs.
K5014		BSP Inner thread LH	1/4	BSP	10 pcs.
K5014G		BSP smooth round Suitable for Fronius® Hose nipple K301406-1	1/4	BSP	10 pcs.
K5014L		BSP Inner thread LH	1/4	BSP	10 pcs.
K5018		BSP Inner thread	1/4	BSP	10 pcs.
K5038		BSP Male thread	3/8	BSP	10 pcs.
K5038G		BSP Smooth round (Fronius®)	3/8	BSP	10 pcs.
K5038L		BSP Inner thread LH	3/8	BSP	10 pcs.
K5238		UNF Inner thread	3/8	UNF	10 pcs.
K5258		UNF Inner thread	5/8	UNF	10 pcs.
K52916		UNF Inner thread	9/16	UNF	10 pcs.
K52916L		UNF Inner thread LH	3/8	UNF	10 pcs.
K5408		M8x1 Inner thread		M8x1	10 pcs.
K5410		M10x1 Inner thread		M10x1	10 pcs.
K5412		M12x1 Inner thread		M12x1	10 pcs.
K5414		M14x1 Inner thread		M14x1	10 pcs.

Metric : Threads according to ISO with a normal pitch.

Metric fine: Threads according to ISO with a fine pitch.

BSP : British Standard Pipe. This thread - often also called gas thread - is often found on malleable fittings and appendages.

BSP thread exists in 2 variants, namely BSPP and BSPT.

UNF: Unified National Fine. American thread suitable for threading in sheet material and is suitable for fine adjustment.



DOUBLE NIPPLES

ART. NR.	IMAGE	DESCRIPTION	THREAD	NUT	PACKAGING
K6114		Double nipple BSP Outer thread x2	1/4	BSP	10 pcs.
K6118		Double nipple BSP Outer thread x2	1/8	BSP	10 pcs.
K6138		Double nipple BSP Outer thread x2	3/8	BSP	10 pcs.
K6258		Double nipple UNF Inner thread x2	5/8	UNF	10 pcs.
K63916		Double nipple UNF Inner thread x2	9/16	UNF	10 pcs.
K6510		Double nipple M10x1 Male thread x2		M10x1	10 pcs.
K6512		Double nipple M12x1 Male thread x2		M12x1	10 pcs.
K6514		Double nipple M14x1 Male thread x2		M14x1	10 pcs.

CONNECTING PIPE

ART. NR.	IMAGE	DIAMETER	PACKAGING
K4704		ø 4mm/4mm	10 pcs.
K4705		ø 5mm/5mm	10 pcs.
K4706		ø 6mm/6mm	10 pcs.
K4707		ø 7mm/7mm	10 pcs.
K4709		ø 9mm/9mm	10 pcs.
K4710		ø 10mm/10mm	10 pcs.
K4711		ø 11mm/11mm	10 pcs.
K4713		ø 13mm/13mm	10 pcs.
K4716		ø 16mm/16mm	10 pcs.

Metric : Threads according to ISO with a normal pitch.

Metric fine: Threads according to ISO with a fine pitch.

BSP : British Standard Pipe. This thread - often also called gas thread - is often found on malleable fittings and appendages.

BSP thread exists in 2 variants, namely BSPP and BSPT.

UNF: Unified National Fine. American thread suitable for threading in sheet material and is suitable for fine adjustment.

WELDING CABLE AND TORCH CONNECTORS

WELDING CABLE CONNECTORS

ART. NR.	IMAGE	DESCRIPTION	SIZE	NUT	PACKAGING
KDSKM25		Welding cable coupling plug	16/25mm2		1 pc.
KDBKM25		Welding cable coupling female	16/25mm2		1 pc.
KDSK3550		Welding cable coupling plug	35/50mm2		1 pc.
KDBK3550		Welding cable coupling female	35/50mm2		1 pc.
KDSK5070		Welding cable coupling plug	50/70mm2		1 pc.
KDBK5070		Welding cable coupling female	50/70mm2		1 pc.
KDSK7095		Welding cable coupling plug	70/95mm2		1 pc.
KDBK7095		Welding cable coupling female	70/95mm2		1 pc.
KDZ25		Plug 16/25 with side connection		M12x1	1 pc.
KDZ35		Plug 35/50 with side connection		M12x1	1 pc.
KDZ3514		Plug 35/50 with side connection		1/4" BSP	1 pc.
KDZ35-3		Plug 35/50 with rear connection with 2 hard plastic shells		M12x1	1 pc.

ADAPTER BLOCKS

ART. NR.	IMAGE	DESCRIPTION	THREAD	NUT	PACKAGING
K46305		Connection block suitable for Kemppi MLS System	1/4	BSP	1 pc.
K46304-1		Complete adapter Kemppi MLS System	1/4	BSP	1 pc.
RIC4294000		Plastic Adapter gas and water cooled suitable for Kemppi MLS System TIG torch	1/4	BSP	1 pc.
RIC-4294780		Insulation housing	1/4	BSP	1 pc.
RIC-4294800		Cable Support			1 pc.
RIC-4294810		2 shells for water cooled type			1 pc.
K46288		Adapter Welding Cable to Mono Cable	1/4	BSP	1 pc.
K462881		Adapter Welding Cable to Mono Cable Use current nipple K46282	M12x1	M12x1	1 pc.
K46282		Current nipple M10x1 for mounting with K46288/K462881 Suitable for welding cable maximum 35mm2	M10x1	M10x1	1 pc.
KCB500-KCB550		Plastic Adapter suitable for Female Plugs (TIG/MIG) use on the opposite side of TIG extension packages			1 pc.

MIG TORCH CONNECTOR

ART. NR.	IMAGE	DESCRIPTION	PACKAGING
KB.GG.01		Central MIG air cooled Including spring-loaded contacts and connecting wires	1 pc.
KB.WG.01		Central MIG Water cooled Including spring-loaded contacts and connecting wires	1 pc.

TIG TORCH CONNECTOR

ART. NR.	IMAGE	DESCRIPTION	PACKAGING
KCB06		Brass adapter with Teflon insert (Binzel TIG) Air-cooled 5-pole	1 pc.
KCB07		Brass adapter with Teflon insert (Binzel TIG) Liquid-cooled 9-pole	1 pc.

KCM76002		Central connection complete TIG/PLASMA Air-cooled 9-pin	1 pc.
KCM76032		Central connection complete TIG/PLASMA Liquid-cooled 9-pin	1 pc.

MIG TORCH ADAPTERS

ART. NR.	IMAGE	DESCRIPTION	PACKAGING
KCB-EURO-DINSE		For direct connection of MIG torches to Dinse® welding machines	1 pc.
KCB-EURO-CLOOS		For direct connection of MIG torches to Cloos® welding machines Including control cable with plug	1 pc.
KCB-EURO-MILLER		For connecting MIG torches directly to Miller® welding machines. Including control cable with plug	1 pc.
KCB-EURO-FRO		Adapter Euroconnector to Fronius® connection Suitable for connecting MIG torches directly to a Fronius® welding machine including 9 pins Tüchel plug	1 pc.
KCB-EURO-FSC		Adapter Euroconnector to Fronius® FSC connection Suitable for connecting MIG torches directly to a Fronius® welding machine	1 pc.

CONTROL CABLE CONNECTORS

AMPHENOL PLUG

ART. NR.	IMAGE	DESCRIPTION	PACKAGING
3106A12S3P		Amphenol 2 pin plug with ring	1 pc.
3106A184P		Amphenol 4 pin plug with ring	1 pc.
3106A16S1P		Amphenol 7 pin plug with ring	1 pc.
3106A16S1P-MLS		Amphenol 7 pin plug with ring (Kemppi MLS)	1 pc.
3106A181P		Amphenol 10 pin plug with ring	1 pc.
3106A2027P		Amphenol 14 pin plug with ring	1 pc.

3101A12S3S		Amphenol 2 pin female with thread	1 pc.
3101A184P		Amphenol 4 pin female with thread	1 pc.
3101A16S1S		Amphenol 7 pin female with thread	1 pc.
3101A16S1S-MLS		Amphenol 7 pin female with thread (Kemppi MLS)	1 pc.
3101A181S		Amphenol 10 pin female with thread	1 pc.
3101A2027S		Amphenol 14 pin female with thread	1 pc.

3106A12S3S		Amphenol 2 pin female with ring	1 pc.
3106A184S		Amphenol 4 pin female with ring	1 pc.
3106A16S1S		Amphenol 7 pin female with ring	1 pc.
3106A16S1S-MLS		Amphenol 7 pin female with ring (Kemppi MLS)	1 pc.
3106A181S		Amphenol 10 pin female with ring	1 pc.
3106A2027S		Amphenol 14 pin female with ring	1 pc.

3102A12S3S		Amphenol Machine Housing 2 pin plug female with thread	1 pc.
3102A184S		Amphenol Machine Housing 4 pin plug female with thread	1 pc.
3102A16S1S		Amphenol Machine Housing 7 pin plug female with thread	1 pc.
3102A181S		Amphenol Machine Housing 10 pin plug female with thread	1 pc.
3102A2027S		Amphenol Machine Housing 14 pin plug female with thread	1 pc.

ART. NR.	IMAGE	DESCRIPTION	PACKAGING
9730571004		Amphenol cable clamp house size 12	1 pc.
9730571006		Amphenol cable clamp house size 14	1 pc.
9730571008		Amphenol cable clamp house size 16	1 pc.
9730571010		Amphenol cable clamp house size 18	1 pc.
9730571012		Amphenol cable clamp house size 20	1 pc.
97-60-12		Amphenol cap house size 12	1 pc.
97-60-14		Amphenol cap house size 14	1 pc.
97-60-16		Amphenol cap house size 16	1 pc.
97-60-18		Amphenol cap house size 18	1 pc.
97-60-20		Amphenol cap house size 20	1 pc.

This is just a selection from our extensive stock of Amphenol plugs.
Is the plug you are looking for not listed? Please contact us.

AMPHENOL SPECIAL BAYONET PLUG

ART. NR.	IMAGE	DESCRIPTION	PACKAGING
97B-3106A18-1P-HD		Circular Connector, 97B Series, Straight Plug, 10 Contacts, Solder Pin, Reverse Bayonet, Male	1 pc.
97B-3106A18-1S-HD		Circular Connector, 97B Series, Straight Plug, 10 Contacts, Solder Pin, Reverse Bayonet, Female	1 pc.
97B-3106A20-27P-HD		Circular Connector, 97B Series, Straight Plug, 14 Contacts, Solder Pin, Reverse Bayonet, Male	1 pc.
97B-3106A20-27S-HD		Circular Connector, 97B Series, Straight Plug, 14 Contacts, Solder Pin, Reverse Bayonet, Female	1 pc.

TUCHEL PLUG

ART. NR.	IMAGE	DESCRIPTION	PACKAGING
T3008002		Tüchel 3 pins plug	1 pc.
T3012002		Tüchel 5 pins plug	1 pc.
T30127PFR		Tüchel Plug 7-pins (Castolin, Fronius) Round Pins	1 pc.
T3011000		Tüchel 3 pins plug Chassis part built-in	1 pc.
T3015000		Tüchel 5 pins plug Chassis part built-in	1 pc.
T3014001		Tüchel 7 pins plug plastic with outer thread	1 pc.
T3015001		Tüchel 7 pin plug Female plastic with inner thread	1 pc.

T3107000		Tüchel 7 pin plug built-in part plastic with inner thread	1 pc.
----------	--	---	-------

T4221-4POL		Tüchel 4 pins plug Female	1 pc.
T4222-4POL		Tüchel 4 pins plug Female	1 pc.
T4224-POLINB		Tüchel 4 pins plug built-in Female	1 pc.

T680-5POLIG		Tüchel 5 pins plug	1 pc.
T681-5POLIG		Tüchel 5 pins plug Female	1 pc.



TIGER SUPER CUP SET- WP9/20



SMALL SIZE 12



LARGE SIZE 16



CHAMPAGNE NOZZLE SET

ART. NR.	IMAGE	DESCRIPTION	CUP DIAMETER	TUNGSTEN	PACKAGING
22SET920CHP16		TIGER SUPER CUP Champagne nozzle set small 12	∅ 23.5 mm	∅ 1.6 mm	set
22SET920CHP24		TIGER SUPER CUP Champagne nozzle set small 12	∅ 23.5 mm	∅ 2.4 mm	set
22SET920CHP32		TIGER SUPER CUP Champagne nozzle set small 12	∅ 23.5 mm	∅ 3.2 mm	set
22SET920CHP16LD		TIGER SUPER CUP Champagne nozzle set large 16	∅ 30 mm	∅ 1.6 mm	set
22SET920CHP24LD		TIGER SUPER CUP Champagne nozzle set large 16	∅ 30 mm	∅ 2.4 mm	set
22SET920CHP32LD		TIGER SUPER CUP Champagne nozzle set large 16	∅ 30 mm	∅ 3.2 mm	set
CONSUMABLE PARTS					
22-53NQC�N		TIGER SUPER CUP Champagne Glass nozzle (length: 28mm all types) 12	∅ 23.5 mm		1 pc.
22-53NQC�LD		TIGER SUPER CUP Champagne Glass nozzle (length 32mm all types) 16	∅ 30 mm		1 pc.
22-45V43NQ		Gas lens with o-ring for Champagne Glass nozzle		∅ 1.6 mm	10 pcs.
22-45V44NQ		Gas lens with o-ring for Champagne Glass nozzle		∅ 2.4 mm	10 pcs.
22-45V45NQ		Gas lens with o-ring for Champagne Glass nozzle		∅ 3.2 mm	10 pcs.
22-2HSGS-1		Insulator Heatshield			10 pcs.
22-2C116		Wedge Collet length: 25.5mm		∅ 1.6 mm	10 pcs.
22-2C332		Wedge Collet length: 25.5mm		∅ 2.4 mm	10 pcs.
22-2C18		Wedge Collet length: 25.5mm		∅ 3.2 mm	10 pcs.

TIGER SUPER CUP SET- WP9/20



SMALL SIZE 12



LARGE SIZE 16



NOZZLE SET INTEGRATED TYPE

ART. NR.	IMAGE	DESCRIPTION	CUP DIAMETER	TUNGSTEN	PACKAGING
22SET920ST16		TIGER SUPER CUP Integrated nozzle set small 12	∅ 23.5 mm	∅ 1.6 mm	set
22SET920ST24		TIGER SUPER CUP Integrated nozzle set small 12	∅ 23.5 mm	∅ 2.4 mm	set
22SET920ST32		TIGER SUPER CUP Integrated nozzle set small 12	∅ 23.5 mm	∅ 3.2 mm	set
22SET920ST16LD		TIGER SUPER CUP Integrated nozzle set large 16	∅ 30 mm	∅ 1.6 mm	set
22SET920ST24LD		TIGER SUPER CUP Integrated nozzle set large 16	∅ 30 mm	∅ 2.4 mm	set
22SET920ST32LD		TIGER SUPER CUP Integrated nozzle set large 16	∅ 30 mm	∅ 3.2 mm	set
CONSUMABLE PARTS					
22-PYR8S		TIGER SUPER CUP Pyres Glass nozzle length: 32 mm 12	∅ 23.5 mm		1 pc.
22-PYR8SLD		TIGER SUPER CUP Pyres Glass nozzle length: 32 mm 16	∅ 30 mm		1 pc.
22-2CBGS-1		Collet Body small size 12			1 pc.
22-2CBGSLD		Collet Body large size 16			1 pc.
22-G116TA		Gas Lens small		∅ 1.6 mm	1 pc.
22-G332TA		Gas Lens small		∅ 2.4 mm	1 pc.
22-G18TA		Gas Lens small		∅ 3.2 mm	1 pc.
22-G116TA-LD		Gas Lens large		∅ 1.6 mm	1 pc.
22-G332TA-LD		Gas Lens large		∅ 2.4 mm	1 pc.
22-G18TA-LD		Gas Lens large		∅ 3.2 mm	1 pc.
22-2HSGS-1		Insulator Heatshield			10 pcs.
22-2HSGSLD		Insulator Heatshield large			10 pcs.
22-2C116		Wedge Collet length: 25.5mm		∅ 1.6 mm	10 pcs.
22-2C332		Wedge Collet length: 25.5mm		∅ 2.4 mm	10 pcs.
22-2C18		Wedge Collet length: 25.5mm		∅ 3.2 mm	10 pcs.



TIGER SUPER CUP SET- WP17/18/26



SMALL SIZE 12



LARGE SIZE 16



CHAMPAGNE NOZZLE SET

ART. NR.	IMAGE	DESCRIPTION	CUP DIAMETER	TUNGSTEN	PACKAGING
22SET171826CHP16		TIGER SUPER CUP Champagne nozzle set small 12	∅ 23.5 mm	∅ 1.6 mm	set
22SET171826CHP24		TIGER SUPER CUP Champagne nozzle set small 12	∅ 23.5 mm	∅ 2.4 mm	set
22SET171826CHP32		TIGER SUPER CUP Champagne nozzle set small 12	∅ 23.5 mm	∅ 3.2 mm	set
22SET171826CHP16LD		TIGER SUPER CUP Champagne nozzle set large 16	∅ 30 mm	∅ 1.6 mm	set
22SET171826CHP24LD		TIGER SUPER CUP Champagne nozzle set large 16	∅ 30 mm	∅ 2.4 mm	set
22SET171826CHP32LD		TIGER SUPER CUP Champagne nozzle set large 16	∅ 30 mm	∅ 3.2 mm	set
CONSUMABLE PARTS					
22-53NQC�N		TIGER SUPER CUP Champagne Glass nozzle (length: 28mm all types) 12	∅ 23.5 mm		1 pc.
22-53NQC�NLD		TIGER SUPER CUP Champagne Glass nozzle (length 32mm all types) 16	∅ 30 mm		1 pc.
22-4GL116NQ		Gas lens with o-ring for Champagne Glass nozzle		∅ 1.6 mm	10 pcs.
22-4GL332NQ		Gas lens with o-ring for Champagne Glass nozzle		∅ 2.4 mm	10 pcs.
22-4GL18NQ		Gas lens with o-ring for Champagne Glass nozzle		∅ 3.2 mm	10 pcs.
18CG20		Insulator Heatshield			10 pcs.
22-4C116		Large Wedge Collet length: 31.5 mm		∅ 1.6 mm	10 pcs.
22-4C332		Large Wedge Collet length: 31.5 mm		∅ 2.4 mm	10 pcs.
22-4C18		Large Wedge Collet length: 31.5 mm		∅ 3.2 mm	10 pcs.

TIGER SUPER CUP SET- WP17/18/26



SMALL SIZE 12



LARGE SIZE 16



NOZZLE SET INTEGRATED TYPE

ART. NR.	IMAGE	DESCRIPTION	CUP DIAMETER	TUNGSTEN	PACKAGING
22SET171826ST16		TIGER SUPER CUP Integrated nozzle set small 12	∅ 23.5 mm	∅ 1.6 mm	set
22SET171826ST24		TIGER SUPER CUP Integrated nozzle set small 12	∅ 23.5 mm	∅ 2.4 mm	set
22SET171826ST32		TIGER SUPER CUP Integrated nozzle set small 12	∅ 23.5 mm	∅ 3.2 mm	set
22SET171826ST16LD		TIGER SUPER CUP Integrated nozzle set large 16	∅ 30 mm	∅ 1.6 mm	set
22SET171826ST24LD		TIGER SUPER CUP Integrated nozzle set large 16	∅ 30 mm	∅ 2.4 mm	set
22SET171826ST32LD		TIGER SUPER CUP Integrated nozzle set large 16	∅ 30 mm	∅ 3.2 mm	set
CONSUMABLE PARTS					
22-PYR8L		TIGER SUPER CUP Pyres Glass nozzle length: 32 mm 12	∅ 23.5 mm		1 pc.
22-PYR8LD		TIGER SUPER CUP Pyres Glass nozzle length: 32 mm 16	∅ 30 mm		1 pc.
22-3CBGS		Collet Body small size 12			1 pc.
22-2CBGSLD		Collet Body large size 16			1 pc.
22-G116TA		Gas Lens small		∅ 1.6 mm	1 pc.
22-G332TA		Gas Lens small		∅ 2.4 mm	1 pc.
22-G18TA		Gas Lens small		∅ 3.2 mm	1 pc.
22-G116TA-LD		Gas Lens large		∅ 1.6 mm	1 pc.
22-G332TA-LD		Gas Lens large		∅ 2.4 mm	1 pc.
22-G18TA-LD		Gas Lens large		∅ 3.2 mm	1 pc.
22-2HSGSLD		Insulator Heatshield			10 pcs.
22-4HSGSLD		Insulator Heatshield large			10 pcs.
22-17LC116		Long Wedge Collet length: 51mm		∅ 1.6 mm	10 pcs.
22-17LC332		Long Wedge Collet length: 51mm		∅ 2.4 mm	10 pcs.
22-17LC18		Long Wedge Collet length: 51mm		∅ 3.2 mm	10 pcs.
22-4C116		Large Wedge Collet length: 31.5 mm		∅ 1.6 mm	10 pcs.
22-4C332		Large Wedge Collet length: 31.5 mm		∅ 2.4 mm	10 pcs.
22-4C18		Large Wedge Collet length: 31.5 mm		∅ 3.2 mm	10 pcs.



TIGER SUPER CUP SET - PRO



CHAMPAGNE GLASS NOZZLE SET

ART. NR.	IMAGE	DESCRIPTION	CUP DIAMETER	TUNGSTEN	PACKAGING
22SET54QCN917-26		Champagne Glass nozzle set with metal insulation for WP9/20/17/18/26			SET
		Nozzle with metal insulation size 24	∅ 43.5 mm	∅ 2.4 mm	
		Nozzle with metal insulation size 16	∅ 30 mm	∅ 2.4 mm	
		Nozzle with metal insulation size 14	∅ 27.5 mm	∅ 2.4 mm	
CONSUMABLE PARTS					
T45V44		Stubby Gas lens for WP 9/20		∅ 2.4 mm	10 pcs.
22-2C332		Wedge Collet length: 25.5mm for WP 9/20		∅ 2.4 mm	10 pcs.
T598882		Insulator Heatshield for WP 9/20			10 pcs.
T45V52		Stubby Gas lens for WP 17/18/26		∅ 2.4 mm	10 pcs.
22-4C332		Wedge Collet length: 31.5mm for WP 17/18/26		∅ 2.4 mm	10 pcs.
18CG20		Insulator Heatshield for for WP 17/18/26			10 pcs.

TIGER SUPER CUP SET - PRO



CHAMPAGNE CERAMIC/GLASS NOZZLE SET

ART. NR.	IMAGE	DESCRIPTION	PACKAGING
22SET53QCN917-26		Tiger Super Cup set pro. with Glass & Ceramic Nozzles for WP 17/28/26	
		Contents: 2x Stubby ceramic nozzles 4-5 2x Stubby ceramic nozzles 5-6 4x Ceramic 3/32 Gas Lens Nozzle #12 #14 #16 #24 1x 1/16 Wedge Collet (17/18/26) 1x 3/32 Wedge Collet (17/18/26) 1x 1/8 Wedge Collet (17/18/26) 1x 1/16 Stubby Gas Lens (17/18/26) 1x 3/32 Stubby Gas Lens (17/18/26) 1x 1/8 Stubby Gas Lens (17/18/26) 1x 1/16 Stubby Collet Body (17/18/26) 1x 3/32 Stubby Collet Body (17/18/26) 1x 1/8 Stubby Collet Body (17/18/26) 1x Short Pyrex Cup 32.5mm 1x Small Diffuser 3/32 Pyrex Cup #12 1x Large Gas Diffuser 3/32 Pyrex Cup #16	SET

CHAMPAGNE CERAMIC NOZZLE

ART. NR.	IMAGE	DESCRIPTION	CUP DIAMETER	PACKAGING
22-53NACN-24		Champagne ceramic nozzle size 24 Incl. Gas lens 1.62/2.4/3.2	∅ 43.5 mm	SET
22-53NACN-16		Champagne ceramic nozzle size 16 Incl. Gas lens 1.62/2.4/3.2	∅ 30 mm	SET
22-53NACN-14		Champagne ceramic nozzle size 14 Incl. Gas lens 1.62/2.4/3.2	∅ 27.5 mm	SET
22-53NACN-12		Champagne ceramic nozzle size 12 Incl. Gas lens 1.62/2.4/3.2	∅ 23.5 mm	SET

TIG SUPREME

This glove is made of premium quality split DEERSKIN as a straight thumb model. With its extreme dexterity, this glove is unique in its kind. The flexible feel is a perfect fit for the finest TIG welders.

- Extreme Flexible
- Kevlar stitching
- Extra wrist protection
- Special straight thumb TIG model

Approval: **EN12477:2001+A1:2005 Type B**



ARTICLE NUMBER	SIZES	PACKAGING
SPT01008	SIZE 08 (S)	6 pairs
SPT01009	SIZE 09 (M)	6 pairs
SPT01010	SIZE 10 (L)	6 pairs
SPT01011	SIZE 11 (XL)	6 pairs
SPT01012	SIZE 12 (XXL)	6 pairs

TIG SUPREME +

A very durable premium quality full grain GOATSKIN TIG glove with padded palm. Ideal for situations when welding on higher amperages with more heat than you are used to do with the deerskin glove.

- Comfortable padding
- Kevlar stitching
- Padded palm for ultimate grip
- Special TIG cut index and thumb model

Approval: **EN12477:2001+A1:2005 Type B**



ARTICLE NUMBER	SIZES	PACKAGING
SPT02008	SIZE 08 (S)	6 pairs
SPT02009	SIZE 09 (M)	6 pairs
SPT02010	SIZE 10 (L)	6 pairs
SPT02011	SIZE 11 (XL)	6 pairs
SPT02012	SIZE 12 (XXL)	6 pairs



MIG SUPREME

This premium quality full grain GOATSKIN palm MIG welding glove is a flexible and very durable glove. With the COWHIDE split back with fleece lining it can withstand higher temperatures, but with the goatskin palm it will preserve its flexibility and grip. MIG supreme is also an ideal glove for MMA welding.

- Extra wrist protection
- Kevlar stitching
- Goat grain leather palm
- Wing thumb model

Approval: **EN12477:2001+A1:2005 Type A**



ARTICLE NUMBER	SIZES	PACKAGING
SPM02008	SIZE 08 (S)	6 pairs
SPM02009	SIZE 09 (M)	6 pairs
SPM02010	SIZE 10 (L)	6 pairs
SPM02011	SIZE 11 (XL)	6 pairs
SPM02012	SIZE 12 (XXL)	6 pairs

MIG SUPREME +

An outstanding MIG glove with the best comfortable and flexible characteristics. Made of premium quality full grain GOATSKIN with insulated padding. Extremely durable and a delight wearing all day long.

- Reinforced palm
- Kevlar stitching
- Heat insulated full lining
- Keystone thumb model
- Extra wrist protection

Approval: **EN12477:2001+A1:2005 Type A**



ARTICLE NUMBER	SIZES	PACKAGING
SPM01008	SIZE 08 (S)	6 pairs
SPM01009	SIZE 09 (M)	6 pairs
SPM01010	SIZE 10 (L)	6 pairs
SPM01011	SIZE 11 (XL)	6 pairs
SPM01012	SIZE 12 (XXL)	6 pairs

ARMGUARDS

SPIDERHAND® Armguards Made of the highest durable buffalo leather to protect heavy duty welder from being burned. These comfortable arm pads ensures protection of your arm from the heat and sparks during welding. The design is handcrafted to give it a personal touch. A musthave for your SPIDERHAND gear.

- Protect you from being burned
- Adjustable straps for perfect fitting
- Fits on both left or right arm



SPA3003



SPA3002



SPA3001

ARTICLE NUMBER	DESCRIPTION	PACKAGING
SPA3001	Armguard Black	1 pc.
SPA3002	Armguard Whiskey	1 pc.
SPA3003	Armguard Supreme	1 pc.

TIG HEAT BLOCKER

SPIDERHAND® TIG Heat blockers made to protect your hands/fingers from being burned. It allows you to place your hand close to the weld area to perfectly finish your joint.

Another advantage of these heat blockers is that you increase the lifetime of your TIG Supreme gloves!

Available in size Large and Extra Large (that fits 2 fingers)

- Finish that long pass without burning your fingers
- Available in 2 sizes
- Increases the lifetime of your TIG glove



ARTICLE NUMBER	SIZES	PACKAGING
SPTFL	SIZE 9 (M)	6 pcs.
SPTFXL	SIZE 10 (L)	6 pcs.



FOR MORE DETAILS
VISIT SPIDER-HAND.COM OFFICIAL WEBSITE

LEOPARD GAUNTLETS MIG GLOVES

PREMIUM BLUE WELDER MIG GAUNTLETS

- Wing thumb model
- Reinforced full palm
- Cow split Premium leather
- Fully lined
- Fully welted
- Kevlar® Sticked
- Lenght 35cm

ARTICLE NUMBER	SIZES	PACKAGING
BG2015PRE	size 10	60 pairs



PREMIUM GOLD WELDER MIG GAUNTLETS

- Wing thumb model
- Reinforced full palm
- Cow split Premium leather
- Fully lined
- Fully welted
- Kevlar® Sticked
- Lenght 35cm

ARTICLE NUMBER	SIZES	PACKAGING
GG2020PRE	size 10	60 pairs



PREMIUM RED WELDER MIG GAUNTLETS

- Wing thumb model
- Reinforced full palm
- Cow split Premium leather
- Fully lined
- Fully welted
- Kevlar® Sticked
- Lenght 35cm

ARTICLE NUMBER	SIZES	PACKAGING
RG2015PRE	size 10	60 pairs



RED WELDER MIG GAUNTLETS

- Wing thumb model
- Cow split Premium leather
- Fully lined
- Fully welted
- Lenght 35cm

ARTICLE NUMBER	SIZES	PACKAGING
RG2010STD	size 10	60 pairs



LEOPARD TIG GLOVES

PREMIUM TIG GLOVE BLUE

- Wing thumb model
- Premium goat grain leather with 15 cm cowsplit leather cuff
- Cow split Premium leather
- Unlined
- Kevlar® Sticked
- Elasticated back

ARTICLE NUMBER	SIZES	PACKAGING
TG2032PTU-9	size 9	120 pairs
TG2032PTU	size 10	120 pairs
TG2032PTU-11	size 11	120 pairs



PREMIUM TIG GLOVE GOLD

- Wing thumb model
- Goat grain leather with 15cm cow split leather cuff
- Unlined
- Kevlar® Sticked
- Reinforced torch grip
- Reinforced wrist patch

ARTICLE NUMBER	SIZES	PACKAGING
TG2031FST	size 10	120 pairs



TIG GLOVE WHITE

- Wing thumb model
- Goat grain leather with 15cm cow split leather cuff
- Unlined

ARTICLE NUMBER	SIZES	PACKAGING
TG2030STD	size 10	120 pairs



RIGGER GLOVES

PREMIUM GRAIN RIGGER GLOVES

- Wing thumb model
- Premium goat grain leather
- Rubberised cuff
- Cotton back
- Inside lining

ARTICLE NUMBER	SIZES	PACKAGING
RG2051GGR	size 10	Made to order



DRIVER GLOVES

FULLY LINED DRIVER GLOVE

- Keystone thumb model
- Premium goat grain leather
- Red Piping
- Unlined

ARTICLE NUMBER	SIZES	PACKAGING
DG2040YEL	size 10	120 pairs
DG2040YEL-11	size 11	120 pairs



PREMIUM RIGGER GLOVES

- Wing thumb model
- Premium cow split leather
- Double layer palm
- Double layer thumb
- Hi-viz strip on knuckle
- Cotton back
- Inside lining

ARTICLE NUMBER	SIZES	PACKAGING
RG2053LEO	size 10	120 pairs



UNLINED DRIVER GLOVES

- Keystone thumb model
- Premium goat grain leather
- Red Piping
- Unlined

ARTICLE NUMBER	SIZES	PACKAGING
DG2042WHT	size 10	120 pairs



DOUBLE PALM POWER RIGGER GLOVES

- Wing thumb model
- Cow split leather
- Double layer palm, thumb & forefinger
- Rubberised cuff
- Cotton back
- Inside lining

ARTICLE NUMBER	SIZES	PACKAGING
RG2053LEO	size 10	120 pairs



TROPIC GLOVES

- Wing thumb model
- Goat grain leather
- Cotton back
- Elastic wrist

ARTICLE NUMBER	SIZES	PACKAGING
DG2055BCB	size 10	120 pairs



DOUBLE PALM POWER RIGGER GLOVES

- Wing thumb model
- Cow split leather
- Rubberised cuff
- Cotton back
- Inside lining

ARTICLE NUMBER	SIZES	PACKAGING
RG2053LEO	size 10	120 pairs



LEOPARD WELDING LEATHER CLOTHING

GOLD LEATHER JACKET

- Premium cow split leather
- Adjustable wrist 2 back
- Inside pocket
- Buttons & Velcro fastening
- Kevlar® Sticked
- Chest part without seems



CE EN ISO 13688:2013+A1:2021 - EN ISO 11611:2015

ARTICLE NUMBER	SIZES	PACKAGING
GJ1020-M	M	1 piece
GJ1020-L	L	1 piece
GJ1020-XL	XL	1 piece
GJ1020-XXL	XXL	1 piece
GJ1020-XXXL	XXXL	1 piece

PREMIUM GOLD LEATHER APRON

- Premium cow split leather
- Chest pocket
- Cotton ties with plastic buckle
- Kevlar® Sticked



CE EN ISO 13688:2013+A1:2021 - EN ISO 11611:2015

ARTICLE NUMBER	SIZES	PACKAGING
GA1049BST	60 x 90 cm	1 piece

GOLD LEATHER TROUSERS

- Belt fastening
- Premium cow split leather
- Kevlar® Sticked



CE EN ISO 13688:2013+A1:2021 - EN ISO 11611:2015

ARTICLE NUMBER	SIZES	PACKAGING
GJ1030-M	M	1 piece
GJ1030-L	L	1 piece
GJ1030-XL	XL	1 piece
GJ1030-XXL	XXL	1 piece
GJ1030-XXXL	XXXL	1 piece

PREMIUM GOLD LEATHER APRON

- Premium cow split leather
- Strong cotton webbing
- Leather strap with plastic buckle
- Kevlar® Sticked



CE EN ISO 13688:2013+A1:2021 - EN ISO 11611:2015

ARTICLE NUMBER	SIZES	PACKAGING
GA1048BST	60 x 90 cm	1 piece

LEOPARD WELDING LEATHER CLOTHING

GOLD LEATHER GAITERS

- Velcro fastening
- Premium cow split leather

CE EN ISO 13688:2013+A1:2021 - EN ISO 11611:2015

ARTICLE NUMBER	SIZES	PACKAGING
GG1060009	22 cm	1 pairs
GG1060016	40 cm	1 pairs



GOLD LEATHER HOOD

- Front velcro fastening
- Premium cow split leather
- Kevlar® Stitched

CE EN ISO 13688:2013+A1:2021 - EN ISO 11611:2015

ARTICLE NUMBER	SIZES	PACKAGING
HP1070CLE	One size	1 piece



GOLD LEATHER SLEEVES INSIDE ELASTICATED

- Inside elasticated
- Premium cow split leather
- Kevlar® Stitched

CE EN ISO 13688:2013+A1:2021 - EN ISO 11611:2015

ARTICLE NUMBER	SIZES	PACKAGING
GS1050E18	45 cm	1 pairs



FLAME RETARDANT HOOD

- Front velcro fastening
- Long cape
- Navy blue color
- Kevlar® Stitched

ARTICLE NUMBER	SIZES	PACKAGING
GS1050E18	45 cm	1 piece



STANDARDS : BS5867-2:2008: TYPE B

GOLD LEATHER SLEEVES WITH SHOULDER STRAP

- Leather strap with plastic buckle
- Premium cow split leather

CE EN ISO 13688:2013+A1:2021 - EN ISO 11611:2015

ARTICLE NUMBER	SIZES	PACKAGING
CS1050BST	66 cm	1 pairs



SPECIALS

COMPATIBLE WELDING TORCHES & CONSUMABLES

As a distinguished manufacturer, we craft cutting-edge welding parts and torches meticulously designed with welders in mind. Our commitment lies in pushing the limits of durability and efficiency, setting new standards in the welding industry.

It's essential to note that Riconlas and Fronius® operate independently, with no formal association between the two entities. While our listed components are not original Fronius® products, they are meticulously engineered to be fully compatible, ensuring seamless integration with Fronius® equipment. For your convenience, we've provided corresponding numbers that align with Fronius® numerals, making the selection process effortlessly streamlined.

We want to clarify that Riconlas will not offer or sell any products of Fronius® that are patented, respecting intellectual property rights and fostering a commitment to innovation within legal boundaries.



[nl] Als gerenommeerde fabrikant maken we geavanceerde lasonderdelen, lastoortsen en pistolen die zorgvuldig zijn ontworpen met lassers in gedachten. Onze toewijding ligt in het verleggen van de grenzen van duurzaamheid en efficiëntie en het stellen van nieuwe normen in de lasindustrie.

Het is belangrijk om te weten dat Riconlas en Fronius® onafhankelijk opereren, zonder formele associatie tussen de twee entiteiten. Hoewel onze vermelde componenten geen originele Fronius® producten zijn, zijn ze zorgvuldig ontworpen om volledig compatibel te zijn, zodat een naadloze integratie met Fronius® apparatuur gegarandeerd is. Voor uw gemak hebben we overeenkomstige nummers voorzien die overeenkomen met de Fronius® cijfers, waardoor het selectieproces moeiteloos gestroomlijnd wordt.

We willen verduidelijken dat Riconlas geen producten van Fronius® zal aanbieden of verkopen die gepatenteerd zijn, met respect voor intellectuele eigendomsrechten en een streven naar innovatie binnen de wettelijke grenzen.

[de] Als renommierter Hersteller stellen wir hochmoderne Schweißteile, Brenner und Schweißzangen her, die sorgfältig mit Blick auf die Schweißer entwickelt wurden. Unser Engagement liegt darin, die Grenzen der Haltbarkeit und Effizienz zu erweitern und neue Standards in der Schweißindustrie zu setzen.

Es ist wichtig zu wissen, dass Riconlas und Fronius® unabhängig voneinander agieren und keine formelle Verbindung zwischen den beiden Unternehmen besteht. Unsere aufgelisteten Komponenten sind zwar keine Originalprodukte von Fronius®, aber sie wurden sorgfältig entwickelt, um vollständig kompatibel zu sein und eine nahtlose Integration mit Fronius®-Geräten zu gewährleisten. Zu Ihrer Erleichterung haben wir entsprechende Nummern angegeben, die mit den Fronius®-Nummern übereinstimmen, so dass der Auswahlprozess mühelos vereinfacht wird.

Wir möchten klarstellen, dass Riconlas keine patentierten Produkte von Fronius® anbieten oder verkaufen wird, um die Rechte am geistigen Eigentum zu respektieren und das Engagement für Innovation innerhalb der gesetzlichen Grenzen zu fördern.

[fr] En tant que fabricant réputé, nous concevons des pièces de soudage, des torches et des pistolets à la pointe de la technologie, méticuleusement conçus pour les soudeurs. Notre engagement consiste à repousser les limites de la durabilité et de l'efficacité, en établissant de nouvelles normes dans l'industrie du soudage.

Il est essentiel de noter que Riconlas et Fronius® opèrent de manière indépendante, sans association formelle entre les deux entités. Bien que les composants répertoriés ne soient pas des produits Fronius® d'origine, ils sont méticuleusement conçus pour être entièrement compatibles, garantissant ainsi une intégration parfaite avec les équipements Fronius®. Pour votre commodité, nous avons fourni des numéros correspondants qui s'alignent sur les chiffres Fronius®, ce qui simplifie le processus de sélection.

Nous tenons à préciser que Riconlas ne proposera ni ne vendra aucun produit Fronius® breveté, dans le respect des droits de propriété intellectuelle et en encourageant l'engagement en faveur de l'innovation dans les limites légales.

MIG TORCH MTG-250i

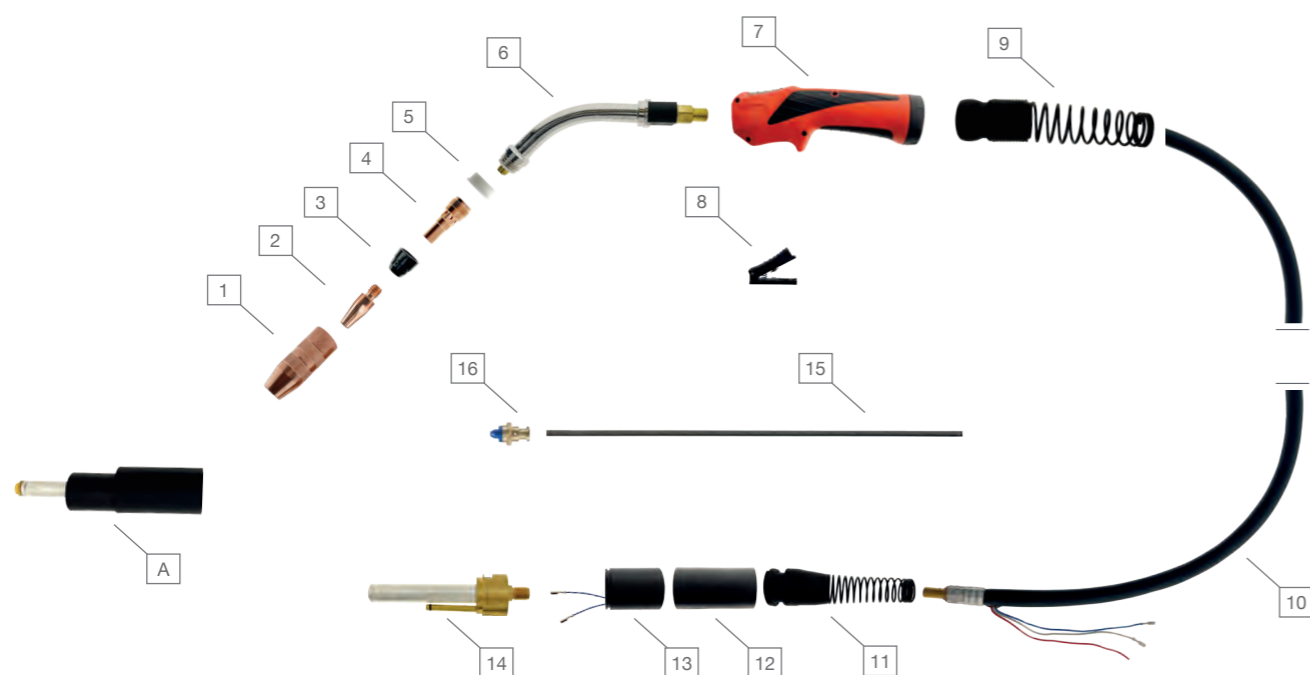


TECHNICAL SPECIFICATIONS	
Type:	MTG 250i
Cooling	Air Cooled
Rating	250A Co2 / 220A Mixed gas
Duty cycle	40%
Wire diameter(mm)	ø 0.8mm - 1.2mm

ART. NR.	DESCRIPTION	LENGHT	PACKAGING
MTG250i-35-ED-FSC	MTG 250i Welding Torch System Connector (FSC)	3.5m	1 pc.
MTG250i-45-ED-FSC	MTG 250i Welding Torch System Connector (FSC)	4.5m	1 pc.
MTG250i-35-UD-FSC	MTG 250i Welding Torch Up/Down System Connector (FSC)	3.5m	1 pc.
MTG250i-45-UD-FSC	MTG 250i Welding Torch Up/Down System Connector (FSC)	4.5m	1 pc.
MTG250i-35-ED-EURO	MTG 250i Welding Torch Euro Connector	3.5m	1 pc.
MTG250i-45-ED-EURO	MTG 250i Welding Torch Euro Connector	4.5m	1 pc.

OPTIONAL ORIGINAL PARTS FOR UP/DOWN MODEL

ART. NR.	IMAGE	DESCRIPTION	PACKAGING
FRO-149Z		Circuitboard Up/Down MTG/MTW Torches	1 pc.
FRO-0663		Rubber Switch Insulator Circuitboard FRO-149Z	1 pc.
FRO-0713		Plastic LED Cover	1 pc.
FRO-4402		Powerlead 4x0,25mm2 4,5 Meter with Connector	1 pc.



POS.	ART. NR.	IMAGE	DESCRIPTION	DIAMETER	LENGHT	PACKAGING
GAS NOZZLES						
1	FRO-4065		Conical Point (standard)	ø 13mm	58mm	10 pcs.
1	FRO-4055		Cylindrical	ø 18mm	58mm	10 pcs.
CONTACT TIPS						
2	KM60824CU		M6 - CU	ø 0.8mm	24mm	50 pcs.
	KM60924CU		M6 - CU	ø 0.9mm	24mm	50 pcs.
	KM61024CU		M6 - CU	ø 1.0mm	24mm	50 pcs.
	KM61224CU		M6 - CU	ø 1.2mm	24mm	50 pcs.
	KM61024CU		M6 - CU	ø 1.4mm	24mm	50 pcs.
	KM61024CU		M6 - CU	ø 1.6mm	24mm	50 pcs.
LINERS CLAMPING						
16	FRO-3315		MTG/MTW Liner Clamping Piece Grey Nut	ø 0.8mm		10 pcs.
	FRO-3317		MTG/MTW Liner Clamping Piece Blue Nut	ø 0.9-1.0mm		10 pcs.
	FRO-3318		MTG/MTW Liner Clamping Piece Red Nut	ø 1.2mm		10 pcs.
	FRO-3320		MTG/MTW Liner Clamping Piece Black Nut	ø 1.4-1.6mm		10 pcs.
LINERS						
15	TF-0270		Liner Insulated blue (42.0404.0270)	ø 0.8mm	3.5m	1 pc.
	TF-0271		Liner Insulated blue (42.0404.0271)	ø 0.8mm	4.5m	1 pc.
	TF-0273		Liner Insulated red (42.0404.0273)	ø 1.0mm	3.5m	1 pc.
	TF-0274		Liner Insulated blue (42.0404.0274)	ø 1.0mm	4.5m	1 pc.
	TF-0275		Liner Insulated red (42.0404.0275)	ø 1.2mm	3.5m	1 pc.
	TF-0276		Liner Insulated red (42.0404.0276)	ø 1.2mm	4.5m	1 pc.
	POWER CABLE					
10	01.25.03		Coaxial Cable Complete	25mm2	3.4m	1 pc.
	01.25.04		Coaxial Cable Complete	25mm2	4.4m	1 pc.

POS.	ART. NR.	IMAGE	DESCRIPTION	PACKAGING
3	FRO-0552		Gas Diffuser	10 pcs.
4	FRO-3988		Contact Tip Holder	10 pcs.
5	FRO-1428		Insulator	10 pcs.
6	FRO-3240		Swan neck Air Cooled MTG-250i	1 pc.
7	FRO-3250		Front Handle Grip	1 pc.
8	FRO-HCM-T		Handle Trigger Switch	1 pc.
9	HA.KG.GG		Kink Protector with Ball Joint	1 pc.
11	FRO-SG01		Support Spring	1 pc.
12	FRO-CARHW		Rear Handle	1 pc.
13	FRO-CARH		Rear Handle Connector	1 pc.
14	FRO-MTGCA		MTG Central Connector	1 pc.
A	KCB-EURO-FSC		System Connector Transform Euro connector (FSC)	1 pc.

MIG TORCH MTG-320i

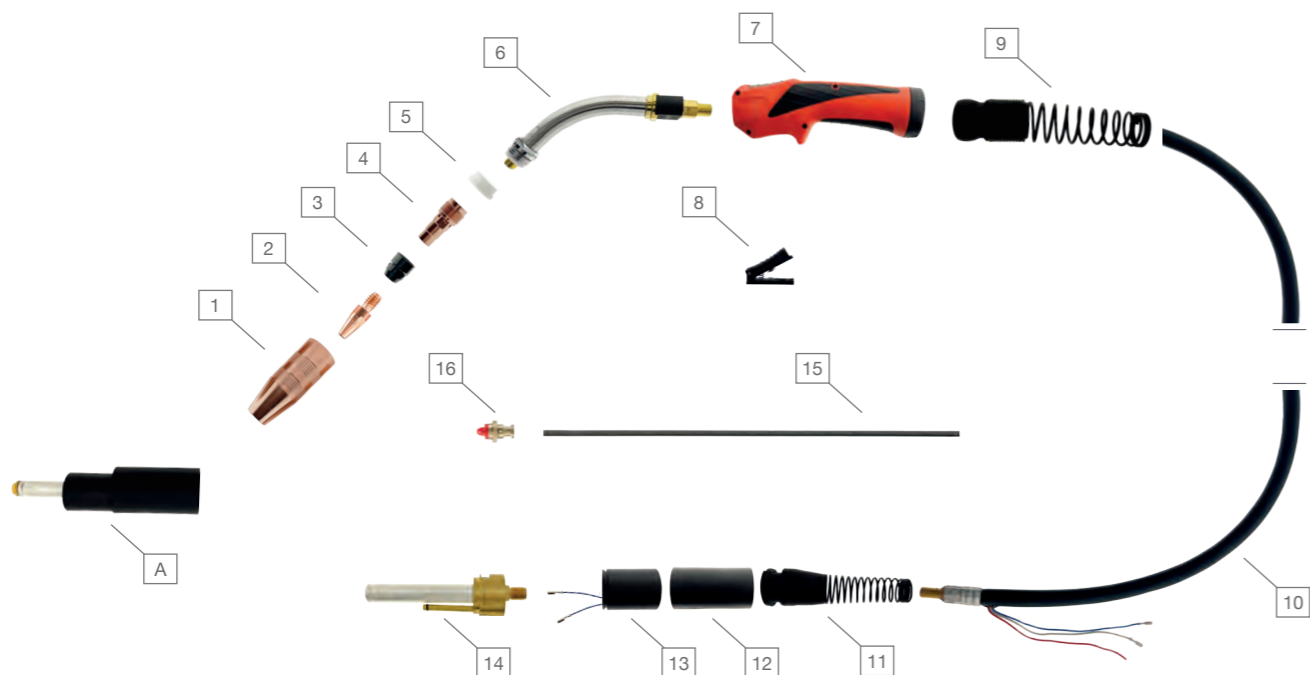


TECHNICAL SPECIFICATIONS	
Type:	MTG 320i
Cooling	Air Cooled
Rating	320A Co2 / 220A Mixed gas
Duty cycle	40%
Wire diameter(mm)	ø 0.8mm - 1.6mm

ART. NR.	DESCRIPTION	LENGHT	PACKAGING
MTG320i-35-ED-FSC	MTG 320i Welding Torch System Connector (FSC)	3.5m	1 pc.
MTG320i-45-ED-FSC	MTG 320i Welding Torch System Connector (FSC)	4.5m	1 pc.
MTG320i-35-UD-FSC	MTG 320i Welding Torch Up/Down System Connector (FSC)	3.5m	1 pc.
MTG320i-45-UD-FSC	MTG 320i Welding Torch Up/Down System Connector (FSC)	4.5m	1 pc.
MTG320i-35-ED-EURO	MTG 320i Welding Torch Euro Connector	3.5m	1 pc.
MTG320i-45-ED-EURO	MTG 320i Welding Torch Euro Connector	4.5m	1 pc.

OPTIONAL ORIGINAL PARTS FOR UP/DOWN MODEL

ART. NR.	IMAGE	DESCRIPTION	PACKAGING
FRO-149Z		Circuitboard Up/Down MTG/MTW Torches	1 pc.
FRO-0663		Rubber Switch Insulator Circuitboard FRO-149Z	1 pc.
FRO-0713		Plastic LED Cover	1 pc.
FRO-4402		Powerlead 4x0,25mm2 4,5 Meter with Connector	1 pc.



POS.	ART. NR.	IMAGE	DESCRIPTION	DIAMETER	LENGHT	PACKAGING
GAS NOZZLES						
1	FRO-4080		Conical Point (standard)	ø 13mm	63mm	10 pcs.
1	FRO-4050		Conical	ø 17mm	63mm	10 pcs.
1	FRO-4051		Conical	ø 15mm	63mm	10 pcs.
CONTACT TIPS						
2	KM8321508HD		M8 x 1.5 - CU	ø 0.8mm	32mm	50 pcs.
	KM8321509HD		M8 x 1.5 - CU	ø 0.9mm	32mm	50 pcs.
	KM8321510HD		M8 x 1.5 - CU	ø 1.0mm	32mm	50 pcs.
	KM8321512HD		M8 x 1.5 - CU	ø 1.2mm	32mm	50 pcs.
	KM8321514HD		M8 x 1.5 - CU	ø 1.4mm	32mm	50 pcs.
	KM8321516HD		M8 x 1.5 - CU	ø 1.6mm	32mm	50 pcs.
LINERS CLAMPING						
16	FRO-3315		MTG/MTW Liner Clamping Piece Grey Nut	ø 0.8mm		10 pcs.
	FRO-3317		MTG/MTW Liner Clamping Piece Blue Nut	ø 0.9-1.0mm		10 pcs.
	FRO-3318		MTG/MTW Liner Clamping Piece Red Nut	ø 1.2mm		10 pcs.
	FRO-3320		MTG/MTW Liner Clamping Piece Black Nut	ø 1.4-1.6mm		10 pcs.
LINERS						
15	TF-0270		Liner Insulated blue (42.0404.0270)	ø 0.8mm	3.5m	1 pc.
	TF-0271		Liner Insulated blue (42.0404.0271)	ø 0.8mm	4.5m	1 pc.
	TF-0273		Liner Insulated red (42.0404.0273)	ø 1.0mm	3.5m	1 pc.
	TF-0274		Liner Insulated blue (42.0404.0274)	ø 1.0mm	4.5m	1 pc.
	TF-0275		Liner Insulated red (42.0404.0275)	ø 1.2mm	3.5m	1 pc.
	TF-0276		Liner Insulated red (42.0404.0276)	ø 1.2mm	4.5m	1 pc.
POWER CABLE						
10	01.35.03		Coaxial Cable Complete	35mm ²	3.4m	1 pc.
	01.35.04		Coaxial Cable Complete	35mm ²	4.4m	1 pc.

POS.	ART. NR.	IMAGE	DESCRIPTION	PACKAGING
3	FRO-0575		Gas Diffuser	10 pcs.
4	FRO-3987		Contact Tip Holder	10 pcs.
5	FRO-1429		Insulator	10 pcs.
6	FRO-3241		Swan Neck Air Cooled MTG-320i	1 pc.
7	FRO-3250		Front Handle Grip	1 pc.
8	FRO-HCM-T		Handle Trigger Switch	1 pc.
9	HA.KG.GG		Kink Protector with Ball Joint	1 pc.
11	FRO-SG01		Support Spring	1 pc.
12	FRO-CARHW		Rear Handle	1 pc.
13	FRO-CARH		Rear Handle Connector	1 pc.
14	FRO-MTGCA		MTG Central Connector	1 pc.
A	KCB-EURO-FSC		System Connector Transform Euro connector (FSC)	1 pc.

MIG TORCH MTG-400i

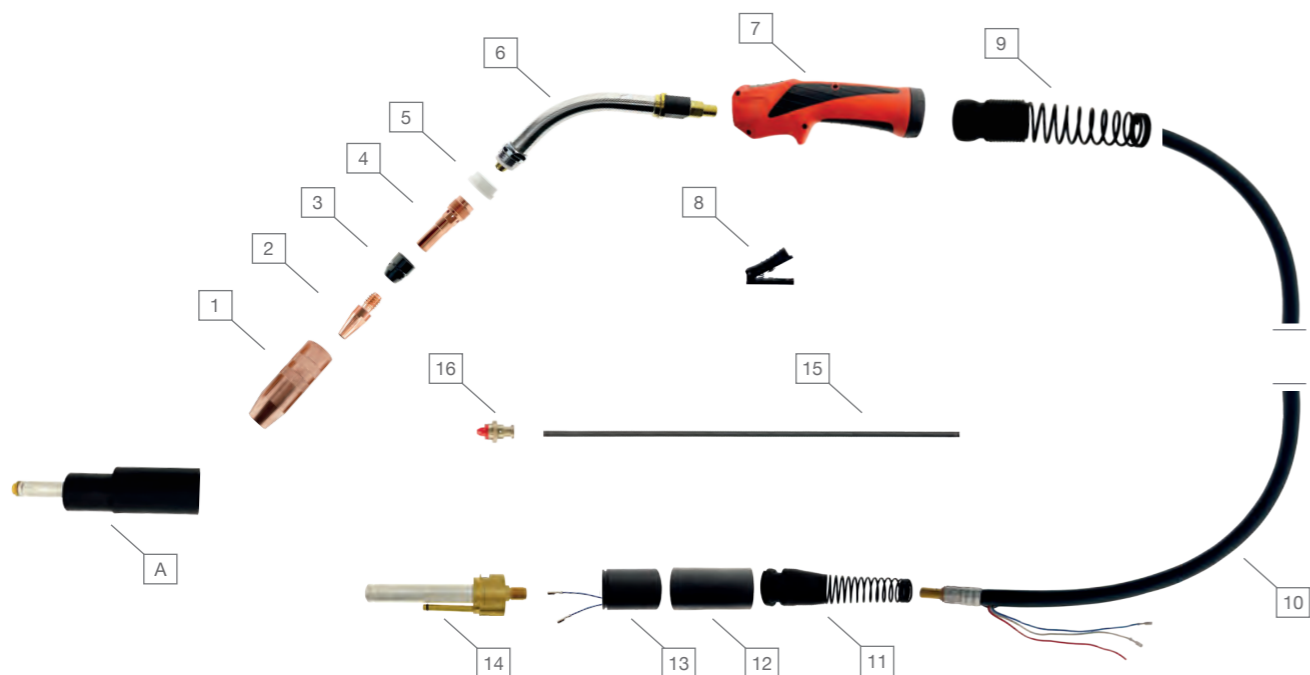


TECHNICAL SPECIFICATIONS	
Type:	MTG 400i
Cooling	Air Cooled
Rating	400A Co2 / 220A Mixed gas
Duty cycle	40%
Wire diameter(mm)	ø 0.8mm - 1.6mm

ART. NR.	DESCRIPTION	LENGHT	PACKAGING
MTG400i-35-ED-FSC	MTG 400i Welding Torch System Connector (FSC)	3.5m	1 pc.
MTG400i-45-ED-FSC	MTG 400i Welding Torch System Connector (FSC)	4.5m	1 pc.
MTG400i-35-UD-FSC	MTG 400i Welding Torch Up/Down System Connector (FSC)	3.5m	1 pc.
MTG400i-45-UD-FSC	MTG 400i Welding Torch Up/Down System Connector (FSC)	4.5m	1 pc.
MTG400i-35-ED-EURO	MTG 400i Welding Torch Euro Connector	3.5m	1 pc.
MTG400i-45-ED-EURO	MTG 400i Welding Torch Euro Connector	4.5m	1 pc.

OPTIONAL ORIGINAL PARTS FOR UP/DOWN MODEL

ART. NR.	IMAGE	DESCRIPTION	PACKAGING
FRO-149Z		Circuitboard Up/Down MTG/MTW Torches	1 pc.
FRO-0663		Rubber Switch Insulator Circuitboard FRO-149Z	1 pc.
FRO-0713		Plastic LED Cover	1 pc.
FRO-4402		Powerlead 4x0,25mm2 4,5 Meter with Connector	1 pc.



POS.	ART. NR.	IMAGE	DESCRIPTION	DIAMETER	LENGHT	PACKAGING
GAS NOZZLES						
1	FRO-4045		Conical Point (standard)	ø 15mm	75mm	10 pcs.
CONTACT TIPS						
2	KM8321508HD		M8 x 1.5 - CU	ø 0.8mm	32mm	50 pcs.
	KM8321509HD		M8 x 1.5 - CU	ø 0.9mm	32mm	50 pcs.
	KM8321510HD		M8 x 1.5 - CU	ø 1.0mm	32mm	50 pcs.
	KM8321512HD		M8 x 1.5 - CU	ø 1.2mm	32mm	50 pcs.
	KM8321514HD		M8 x 1.5 - CU	ø 1.4mm	32mm	50 pcs.
	KM8321516HD		M8 x 1.5 - CU	ø 1.6mm	32mm	50 pcs.
LINERS CLAMPING						
16	FRO-3315		MTG/MTW Liner Clamping Piece Grey Nut	ø 0.8mm		10 pcs.
	FRO-3317		MTG/MTW Liner Clamping Piece Blue Nut	ø 0.9-1.0mm		10 pcs.
	FRO-3318		MTG/MTW Liner Clamping Piece Red Nut	ø 1.2mm		10 pcs.
	FRO-3320		MTG/MTW Liner Clamping Piece Black Nut	ø 1.4-1.6mm		10 pcs.
LINERS						
15	TF-0270		Liner Insulated blue (42.0404.0270)	ø 0.8mm	3.5m	1 pc.
	TF-0271		Liner Insulated blue (42.0404.0271)	ø 0.8mm	4.5m	1 pc.
	TF-0273		Liner Insulated red (42.0404.0273)	ø 1.0mm	3.5m	1 pc.
	TF-0274		Liner Insulated blue (42.0404.0274)	ø 1.0mm	4.5m	1 pc.
	TF-0275		Liner Insulated red (42.0404.0275)	ø 1.2mm	3.5m	1 pc.
	TF-0276		Liner Insulated red (42.0404.0276)	ø 1.2mm	4.5m	1 pc.
POWER CABLE						
10	01.35.03		Coaxial Cable Complete	35mm2	3.4m	1 pc.
	01.35.04		Coaxial Cable Complete	35mm2	4.4m	1 pc.

POS.	ART. NR.	IMAGE	DESCRIPTION	PACKAGING
3	FRO-0575		Gas Diffuser	10 pcs.
4	FRO-3975		Contact Tip Holder	10 pcs.
5	FRO-1429		Insulator	10 pcs.
6	FRO-3242		Swan Neck Air Cooled MTG-400i	1 pc.
7	FRO-3250		Front Handle Grip	1 pc.
8	FRO-HCM-T		Handle Trigger Switch	1 pc.
9	HA.KG.GG		Kink Protector with Ball Joint	1 pc.
11	FRO-SG01		Support Spring	1 pc.
12	FRO-CARHW		Rear Handle	1 pc.
13	FRO-CARH		Rear Handle Connector	1 pc.
14	FRO-MTGCA		MTG Central Connector	1 pc.
A	KCB-EURO-FSC		System Connector Transform Euro connector (FSC)	1 pc.

MIG TORCH MTG-550i

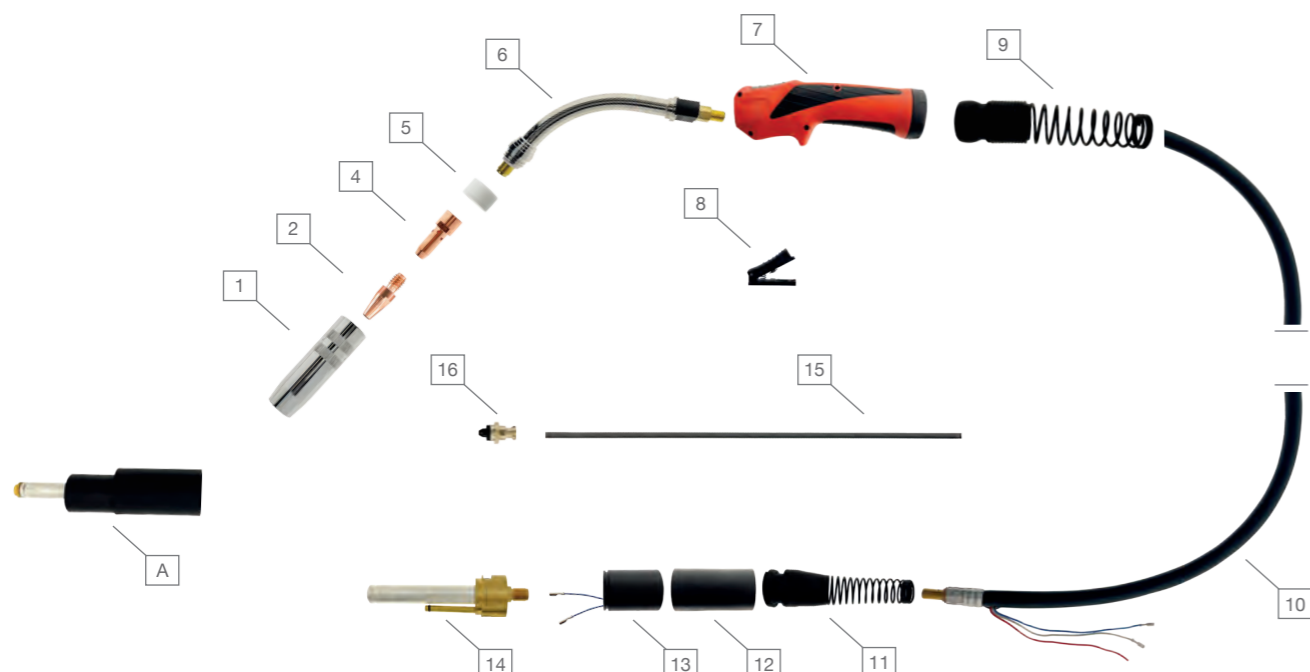


TECHNICAL SPECIFICATIONS	
Type:	MTG 550i
Cooling	Air Cooled
Rating	530A Co2 / 220A Mixed gas
Duty cycle	40%
Wire diameter(mm)	ø 0.8mm - 2.0mm

ART. NR.	DESCRIPTION	LENGHT	PACKAGING
MTG550i-35-ED-FSC	MTG 550i Welding Torch System Connector (FSC)	3.5m	1 pc.
MTG550i-45-ED-FSC	MTG 550i Welding Torch System Connector (FSC)	4.5m	1 pc.
MTG550i-35-UD-FSC	MTG 550i Welding Torch Up/Down System Connector (FSC)	3.5m	1 pc.
MTG550i-45-UD-FSC	MTG 550i Welding Torch Up/Down System Connector (FSC)	4.5m	1 pc.
MTG550i-35-ED-EURO	MTG 550i Welding Torch Euro Connector	3.5m	1 pc.
MTG550i-45-ED-EURO	MTG 550i Welding Torch Euro Connector	4.5m	1 pc.

OPTIONAL ORIGINAL PARTS FOR UP/DOWN MODEL

ART. NR.	IMAGE	DESCRIPTION	PACKAGING
FRO-149Z		Circuitboard Up/Down MTG/MTW Torches	1 pc.
FRO-0663		Rubber Switch Insulator Circuitboard FRO-149Z	1 pc.
FRO-0713		Plastic LED Cover	1 pc.
FRO-4402		Powerlead 4x0,25mm2 4,5 Meter with Connector	1 pc.



POS.	ART. NR.	IMAGE	DESCRIPTION	DIAMETER	LENGHT	PACKAGING
GAS NOZZLES						
1	FRO-3180		Conical (standard)	ø 18mm	87.5mm	10 pcs.
CONTACT TIPS						
2	KM8321508HD		M8 x 1.5 - CU	ø 0.8mm	32mm	50 pcs.
	KM8321509HD		M8 x 1.5 - CU	ø 0.9mm	32mm	50 pcs.
	KM8321510HD		M8 x 1.5 - CU	ø 1.0mm	32mm	50 pcs.
	KM8321512HD		M8 x 1.5 - CU	ø 1.2mm	32mm	50 pcs.
	KM8321514HD		M8 x 1.5 - CU	ø 1.4mm	32mm	50 pcs.
	KM8321516HD		M8 x 1.5 - CU	ø 1.6mm	32mm	50 pcs.
LINERS CLAMPING						
16	FRO-3315		MTG/MTW Liner Clamping Piece Grey Nut	ø 0.8mm		10 pcs.
	FRO-3317		MTG/MTW Liner Clamping Piece Blue Nut	ø 0.9-1.0mm		10 pcs.
	FRO-3318		MTG/MTW Liner Clamping Piece Red Nut	ø 1.2mm		10 pcs.
	FRO-3320		MTG/MTW Liner Clamping Piece Black Nut	ø 1.4-1.6mm		10 pcs.
LINERS						
15	TF-0270		Liner Insulated blue (42.0404.0270)	ø 0.8mm	3.5m	1 pc.
	TF-0271		Liner Insulated blue (42.0404.0271)	ø 0.8mm	4.5m	1 pc.
	TF-0273		Liner Insulated red (42.0404.0273)	ø 1.0mm	3.5m	1 pc.
	TF-0274		Liner Insulated blue (42.0404.0274)	ø 1.0mm	4.5m	1 pc.
	TF-0275		Liner Insulated red (42.0404.0275)	ø 1.2mm	3.5m	1 pc.
	TF-0276		Liner Insulated red (42.0404.0276)	ø 1.2mm	4.5m	1 pc.
POWER CABLE						
10	01.50.03		Coaxial Cable Complete	50mm2	3.4m	1 pc.
	01.50.04		Coaxial Cable Complete	50mm2	4.4m	1 pc.

POS.	ART. NR.	IMAGE	DESCRIPTION	PACKAGING
4	FRO-4712		Contact Tip Holder	10 pcs.
5	FRO-1368		Insulator	10 pcs.
6	FRO-4102		Swan Neck Air Cooled MTG-550i	1 pc.
7	FRO-3250		Front Handle Grip	1 pc.
8	FRO-HCM-T		Handle Trigger Switch	1 pc.
9	HA.KG.GG		Kink Protector with Ball Joint	1 pc.
11	FRO-SG01		Support Spring	1 pc.
12	FRO-CARHW		Rear Handle	1 pc.
13	FRO-CARH		Rear Handle connector	1 pc.
14	FRO-MTGCA		MTG Central connector	1 pc.
A	KCB-EURO-FSC		System Connector Transform Euro connector (FSC)	1 pc.

MIG TORCH MTW-250i

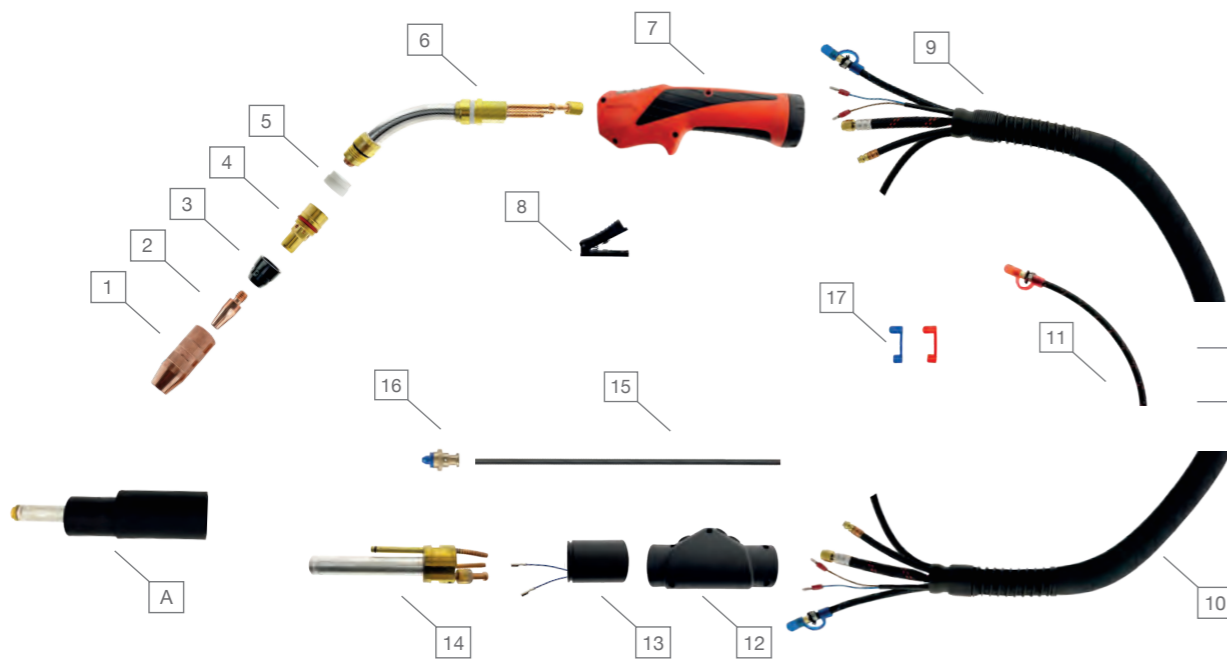


TECHNICAL SPECIFICATIONS	
Type:	MTW 250i
Cooling	Liquid Cooled
Rating	250A Co2 / 220A Mixed gas
Duty cycle	100%
Wire diameter(mm)	ø 0.8mm - 1.6mm

ART. NR.	DESCRIPTION	LENGHT	PACKAGING
MTW250i-35-ED-FSC	MTW 250i Welding Torch System Connector (FSC)	3.5m	1 pc.
MTW250i-45-ED-FSC	MTW 250i Welding Torch System Connector (FSC)	4.5m	1 pc.
MTW250i-35-UD-FSC	MTW 250i Welding Torch Up/Down System Connector (FSC)	3.5m	1 pc.
MTW250i-45-UD-FSC	MTW 250i Welding Torch Up/Down System Connector (FSC)	4.5m	1 pc.
MTW250i-35-ED-EURO	MTW 250i Welding Torch Euro connector	3.5m	1 pc.
MTW250i-45-ED-EURO	MTW 250i Welding Torch Euro connector	4.5m	1 pc.

OPTIONAL ORIGINAL PARTS FOR UP/DOWN MODEL


ART. NR.	IMAGE	DESCRIPTION	PACKAGING
FRO-149Z		Circuitboard Up/Down MTG/MTW Torches	1 pc.
FRO-0663		Rubber Switch Insulator Circuitboard FRO-149Z	1 pc.
FRO-0713		Plastic LED Cover	1 pc.
FRO-4402		Powerlead 4x0,25mm2 4,5 Meter with Connector	1 pc.



POS.	ART. NR.	IMAGE	DESCRIPTION	DIAMETER	LENGHT	PACKAGING
GAS NOZZLES						
1	FRO-4065		Conical Point (standard)	ø 13mm	58mm	10 pcs.
1	FRO-4055		Cylindrical	ø 18mm	58mm	10 pcs.
CONTACT TIPS						
2	KM60824CU		M6 - CU	ø 0.8mm	24mm	50 pcs.
	KM60924CU		M6 - CU	ø 0.9mm	24mm	50 pcs.
	KM61024CU		M6 - CU	ø 1.0mm	24mm	50 pcs.
	KM61224CU		M6 - CU	ø 1.2mm	24mm	50 pcs.
	KM61024CU		M6 - CU	ø 1.4mm	24mm	50 pcs.
	KM61024CU		M6 - CU	ø 1.6mm	24mm	50 pcs.
LINERS CLAMPING						
16	FRO-3315		MTG/MTW Liner Clamping Piece Grey Nut	ø 0.8mm		10 pcs.
	FRO-3317		MTG/MTW Liner Clamping Piece Blue Nut	ø 0.9-1.0mm		10 pcs.
	FRO-3318		MTG/MTW Liner Clamping Piece Red Nut	ø 1.2mm		10 pcs.
	FRO-3318		MTG/MTW Liner Clamping Piece Black Nut	ø 1.4-1.6mm		10 pcs.
LINERS						
15	TF-0270		Liner Insulated (42.0404.0270)	ø 0.8mm	3.5m	1 pc.
	TF-0271		Liner Insulated (42.0404.0271)	ø 0.8mm	4.5m	1 pc.
	TF-0273		Liner Insulated (42.0404.0273)	ø 1.0mm	3.5m	1 pc.
	TF-0274		Liner Insulated (42.0404.0274)	ø 1.0mm	4.5m	1 pc.
	TF-0275		Liner Insulated (42.0404.0275)	ø 1.2mm	3.5m	1 pc.
	TF-0276		Liner Insulated (42.0404.0276)	ø 1.2mm	4.5m	1 pc.

POS.	ART. NR.	IMAGE	DESCRIPTION	PACKAGING
3	FRO-0552		Gas Diffuser	10 pcs.
4	FRO-3999		Contact Tip Holder	10 pcs.
5	FRO-1320		Insulator	10 pcs.
6	FRO-3251		Swan Neck MTW-250i Liquid Cooled	1 pc.
7	FRO-3250		Front Handle Grip	1 pc.
8	FRO-HCM-T		Handle Trigger Switch	1 pc..

POS.	ART. NR.	IMAGE	DESCRIPTION	PACKAGING
9	HA.KG.GG		Kink Protector with Ball Joint	1 pc.
11	WR.50.01		Water return Hose 50cm incl. quick coupling plug	1 pc.
12	FRO-CAWRH		Rear Handle Water	1 pc.
13	FRO-CARH		Rear Handle Connector	1 pc.
14	FRO-MTWCA		MTW Central Connector	1 pc.
17	SP.10.B		Rubber Hose Cap Blue / Red	10 pcs.
	SP.10.R			
A	KCB-EURO-FSC		System Connector Transform Euro Connector (FSC)	1 pc.



POS.	ART. NR.	DESCRIPTION	LENGHT	PACKAGING
10.1	SK.01.35	Control Cable 2x0,75mm2	3.5m	1 pc.
	SK.01.45		4.5m	1 pc.
10.2	50.01.30	MIG Power / Water Cable	3m	1 pc.
	50.01.40		4m	1 pc.
10.3	FRO-3440	Wire Conduit	3.5m	1 pc.
	FRO-3441		4.5m	1 pc.
10.4	GH.01.30	Gas Hose 5x8mm Black	3.5m	1 pc.
	GH.01.40		4.5m	1 pc.
10.5	WH.01.30	Water Hose 5x8mm Blue	3.5m	1 pc.
	WH.01.40		4.5m	1 pc.
10.6	HC2528-3	Canvas Protective Cover	3m	1 pc.
	HC2528-4		4m	1 pc.

MIG TORCH MTW-400i

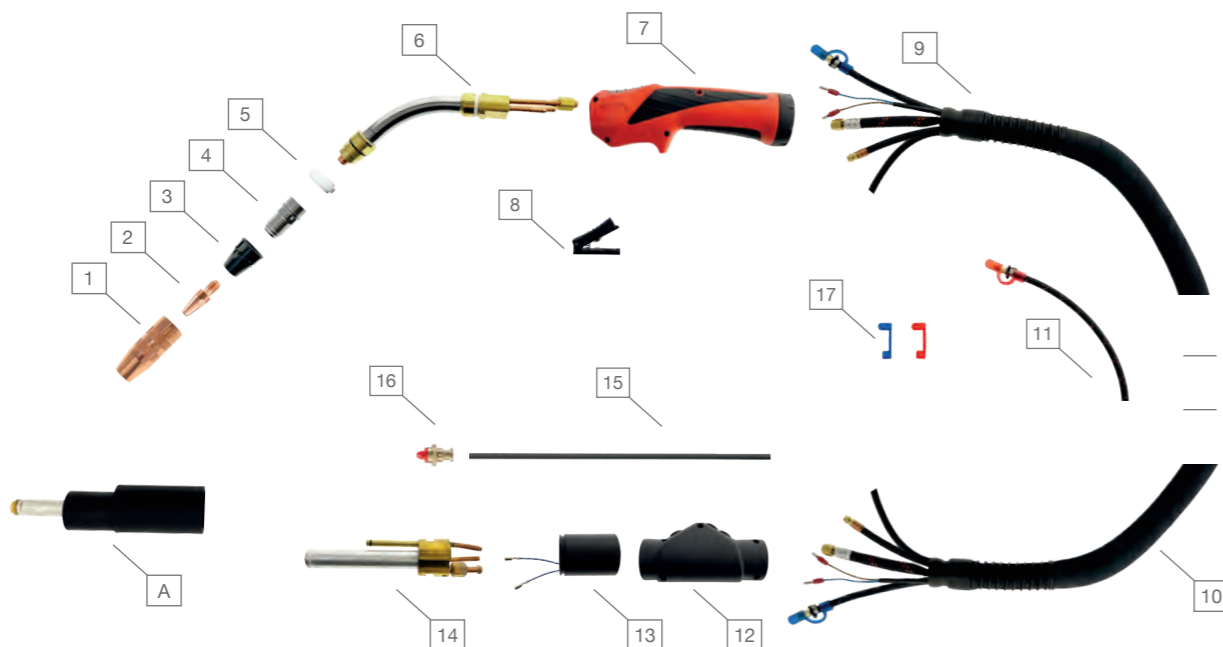


TECHNICAL SPECIFICATIONS	
Type:	MTW 400i
Cooling	Liquid Cooled
Rating	400A Co2 / Mixed gas
Duty cycle	100%
Wire diameter(mm)	ø 0.8mm - 1.6mm

ART. NR.	DESCRIPTION	LENGHT	PACKAGING
MTW400i-35-ED-FSC	MTW 400i Welding Torch System Connector (FSC)	3.5m	1 pc.
MTW400i-45-ED-FSC	MTW 400i Welding Torch System Connector (FSC)	4.5m	1 pc.
MTW400i-35-UD-FSC	MTW 400i Welding Torch Up/Down System Connector (FSC)	3.5m	1 pc.
MTW400i-45-UD-FSC	MTW 400i Welding Torch Up/Down System Connector (FSC)	4.5m	1 pc.
MTW400i-35-ED-EURO	MTW 400i Welding Torch Euro connector	3.5m	1 pc.
MTW400i-45-ED-EURO	MTW 400i Welding Torch Euro connector	4.5m	1 pc.

OPTIONAL ORIGINAL PARTS FOR UP/DOWN MODEL


ART. NR.	IMAGE	DESCRIPTION	PACKAGING
FRO-149Z		Circuitboard Up/Down MTG/MTW Torches	1 pc.
FRO-0663		Rubber Switch Insulator Circuitboard FRO-149Z	1 pc.
FRO-0713		Plastic LED Cover	1 pc.
FRO-4402		Powerlead 4x0,25mm2 4,5 Meter with Connector	1 pc.



POS.	ART. NR.	IMAGE	DESCRIPTION	DIAMETER	LENGHT	PACKAGING
GAS NOZZLES						
1	FRO-4050		Conical	ø 17mm	63mm	10 pcs.
1	FRO-4051		Conical (standard)	ø 15mm	63mm	10 pcs.
CONTACT TIPS						
2	KM8321508HD		M8 x 1.5 - CU	ø 0.8mm	32mm	50 pcs.
	KM8321509HD		M8 x 1.5 - CU	ø 0.9mm	32mm	50 pcs.
	KM8321510HD		M8 x 1.5 - CU	ø 1.0mm	32mm	50 pcs.
	KM8321512HD		M8 x 1.5 - CU	ø 1.2mm	32mm	50 pcs.
	KM8321514HD		M8 x 1.5 - CU	ø 1.4mm	32mm	50 pcs.
	KM8321516HD		M8 x 1.5 - CU	ø 1.6mm	32mm	50 pcs.
LINERS CLAMPING						
16	FRO-3315		MTG/MTW Liner Clamping Piece Grey Nut	ø 0.8mm		10 pcs.
	FRO-3317		MTG/MTW Liner Clamping Piece Blue Nut	ø 0.9-1.0mm		10 pcs.
	FRO-3318		MTG/MTW Liner Clamping Piece Red Nut	ø 1.2mm		10 pcs.
	FRO-3320		MTG/MTW Liner Clamping Piece Black Nut	ø 1.4-1.6mm		10 pcs.
LINERS						
15	TF-0270		Liner Insulated blue (42.0404.0270)	ø 0.8mm	3.5m	1 pc.
	TF-0271		Liner Insulated blue (42.0404.0271)	ø 0.8mm	4.5m	1 pc.
	TF-0273		Liner Insulated red (42.0404.0273)	ø 1.0mm	3.5m	1 pc.
	TF-0274		Liner Insulated blue (42.0404.0274)	ø 1.0mm	4.5m	1 pc.
	TF-0275		Liner Insulated red (42.0404.0275)	ø 1.2mm	3.5m	1 pc.
	TF-0276		Liner Insulated red (42.0404.0276)	ø 1.2mm	4.5m	1 pc.

POS.	ART. NR.	IMAGE	DESCRIPTION	PACKAGING
3	FRO-0854		Gas Diffuser	10 pcs.
4	FRO-4037		Contact Tip Holder	10 pcs.
5	FRO-1329		Insulator	10 pcs.
6	FRO-3272		Swan Neck MTW-400i Liquid Cooled	1 pc.
7	FRO-3250		Front Handle Grip	1 pc.
8	FRO-HCM-T		Handle Trigger Switch	1 pc..

POS.	ART. NR.	IMAGE	DESCRIPTION	PACKAGING
9	HA.KG.GG		Kink Protector with Ball Joint	1 pc.
11	WR.50.01		Water return Hose 50cm incl. quick coupling plug	1 pc.
12	FRO-CAWRH		Rear Handle Water	1 pc.
13	FRO-CARH		Rear Handle Connector	1 pc.
14	FRO-MTWCA		MTW Central Connector	1 pc.
17	SP.10.B		Rubber hose cap Blue / Red	10 pcs.
	SP.10.R			
A	KCB-EURO-FSC		System Connector Transform Euro connector (FSC)	1 pc.



POS.	ART. NR.	DESCRIPTION	LENGHT	PACKAGING
10.1	SK.01.35	Control Cable 2x0,75mm2	3.5m	1 pc.
	SK.01.45		4.5m	1 pc.
10.2	50.01.30	MIG Power / Water Cable	3m	1 pc.
	50.01.40		4m	1 pc.
10.3	FRO-3440	Wire Conduit	3.5m	1 pc.
	FRO-3441		4.5m	1 pc.
10.4	GH.01.30	Gas Hose 5x8mm Black	3.5m	1 pc.
	GH.01.40		4.5m	1 pc.
10.5	WH.01.30	Water Hose 5x8mm Blue	3.5m	1 pc.
	WH.01.40		4.5m	1 pc.
10.6	HC2528-3	Canvas Protective Cover	3m	1 pc.
	HC2528-4		4m	1 pc.

MIG TORCH MTW-500i

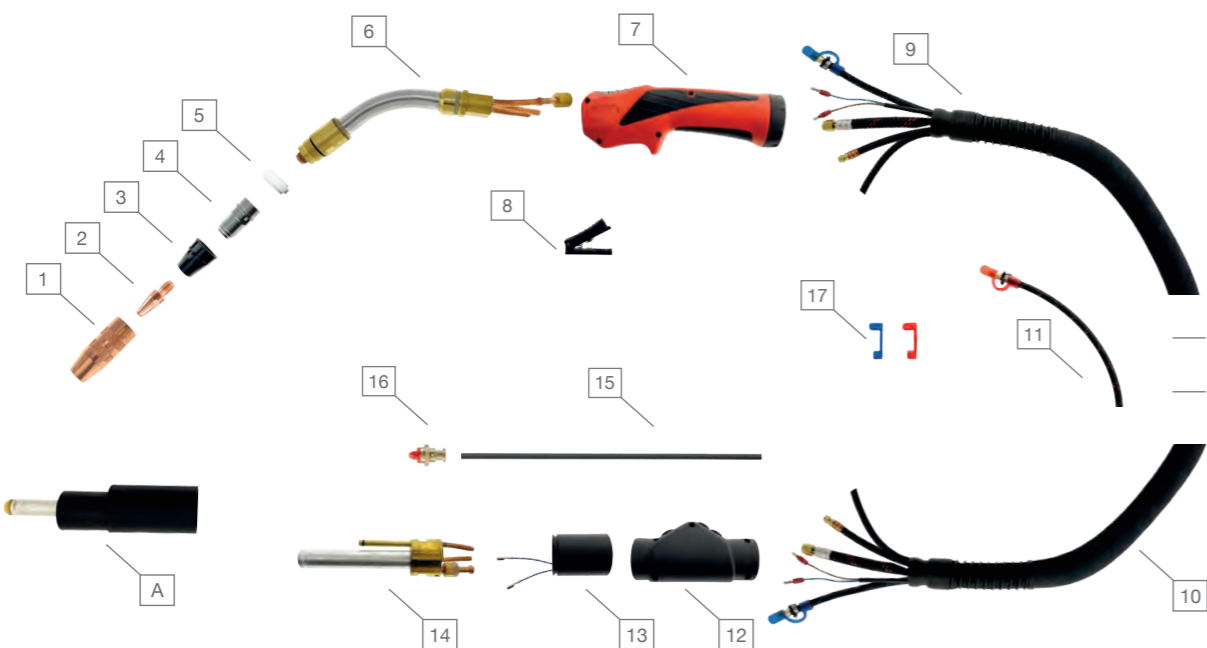


TECHNICAL SPECIFICATIONS	
Type:	MTW 500i
Cooling	Liquid Cooled
Rating	500A Co2 / Mixed gas
Duty cycle	100%
Wire diameter(mm)	ø 0.8mm - 1.6mm

ART. NR.	DESCRIPTION	LENGHT	PACKAGING
MTW500i-35-ED-FSC	MTW 500i Welding Torch System Connector (FSC)	3.5m	1 pc.
MTW500i-45-ED-FSC	MTW 500i Welding Torch System Connector (FSC)	4.5m	1 pc.
MTW500i-35-UD-FSC	MTW 500i Welding Torch Up/Down System Connector (FSC)	3.5m	1 pc.
MTW500i-45-UD-FSC	MTW 500i Welding Torch Up/Down System Connector (FSC)	4.5m	1 pc.
MTW500i-35-ED-EURO	MTW 500i Welding Torch Euro connector	3.5m	1 pc.
MTW500i-45-ED-EURO	MTW 500i Welding Torch Euro connector	4.5m	1 pc.

OPTIONAL ORIGINAL PARTS FOR UP/DOWN MODEL


ART. NR.	IMAGE	DESCRIPTION	PACKAGING
FRO-149Z		Circuitboard Up/Down MTG/MTW Torches	1 pc.
FRO-0663		Rubber Switch Insulator Circuitboard FRO-149Z	1 pc.
FRO-0713		Plastic LED Cover	1 pc.
FRO-4402		Powerlead 4x0,25mm2 4,5 Meter with Connector	1 pc.



POS.	ART. NR.	IMAGE	DESCRIPTION	DIAMETER	LENGHT	PACKAGING
GAS NOZZLES						
1	FRO-4050		Conical	ø 17mm	63mm	10 pcs.
1	FRO-4051		Conical (standard)	ø 15mm	63mm	10 pcs.
CONTACT TIPS						
2	KM8321508HD		M8 x 1.5 - CU	ø 0.8mm	32mm	50 pcs.
	KM8321509HD		M8 x 1.5 - CU	ø 0.9mm	32mm	50 pcs.
	KM8321510HD		M8 x 1.5 - CU	ø 1.0mm	32mm	50 pcs.
	KM8321512HD		M8 x 1.5 - CU	ø 1.2mm	32mm	50 pcs.
	KM8321514HD		M8 x 1.5 - CU	ø 1.4mm	32mm	50 pcs.
	KM8321516HD		M8 x 1.5 - CU	ø 1.6mm	32mm	50 pcs.
LINERS CLAMPING						
16	FRO-3315		MTG/MTW Liner Clamping Piece Grey Nut	ø 0.8mm		10 pcs.
	FRO-3317		MTG/MTW Liner Clamping Piece Blue Nut	ø 0.9-1.0mm		10 pcs.
	FRO-3318		MTG/MTW Liner Clamping Piece Red Nut	ø 1.2mm		10 pcs.
	FRO-3320		MTG/MTW Liner Clamping Piece Black Nut	ø 1.4-1.6mm		10 pcs.
LINERS						
15	TF-0270		Liner Insulated blue (42.0404.0270)	ø 0.8mm	3.5m	1 pc.
	TF-0271		Liner Insulated blue (42.0404.0271)	ø 0.8mm	4.5m	1 pc.
	TF-0273		Liner Insulated red (42.0404.0273)	ø 1.0mm	3.5m	1 pc.
	TF-0274		Liner Insulated blue (42.0404.0274)	ø 1.0mm	4.5m	1 pc.
	TF-0275		Liner Insulated red (42.0404.0275)	ø 1.2mm	3.5m	1 pc.
	TF-0276		Liner Insulated red (42.0404.0276)	ø 1.2mm	4.5m	1 pc.

POS.	ART. NR.	IMAGE	DESCRIPTION	PACKAGING
3	FRO-0854		Gas Diffuser	10 pcs.
4	FRO-4037		Contact Tip Holder	10 pcs.
5	FRO-1329		Insulator	10 pcs.
6	FRO-3262		Swan Neck MTW-500i Liquid Cooled	1 pc.
7	FRO-3250		Front Handle Grip	1 pc.
8	FRO-HCM-T		Handle Trigger Switch	1 pc..

POS.	ART. NR.	IMAGE	DESCRIPTION	PACKAGING
9	HA.KG.GG		Kink Protector with Ball Joint	1 pc.
11	WR.50.01		Water return Hose 50cm incl. quick coupling plug	1 pc.
12	FRO-CAWRH		Rear Handle Water	1 pc.
13	FRO-CARH		Rear Handle Connector	1 pc.
14	FRO-MTWCA		MTW Central Connector	1 pc.
17	SP.10.B		Rubber Hose Cap Blue / Red	10 pcs.
	SP.10.R			
A	KCB-EURO-FSC		System Connector Transform Euro connector (FSC)	1 pc.



POS.	ART. NR.	DESCRIPTION	LENGHT	PACKAGING
10.1	SK.01.35	Control Cable 2x0,75mm2	3.5m	1 pc.
	SK.01.45		4.5m	1 pc.
10.2	50.01.30	MIG Power / Water Cable	3m	1 pc.
	50.01.40		4m	1 pc.
10.3	FRO-3440	Wire Conduit	3.5m	1 pc.
	FRO-3441		4.5m	1 pc.
10.4	GH.01.30	Gas Hose 5x8mm Black	3.5m	1 pc.
	GH.01.40		4.5m	1 pc.
10.5	WH.01.30	Water Hose 5x8mm Blue	3.5m	1 pc.
	WH.01.40		4.5m	1 pc.
10.6	HC2528-3	Canvas Protective Cover	3m	1 pc.
	HC2528-4		4m	1 pc.

MIG TORCH - AL2300/AL3000/AL4000/AW2500

AIR COOLED

	ART. NR.	DESCRIPTION	CONNECTION TYPE	
AL2300 	AL2300-35-ED-EURO	3.5 Meter Single Pressure Switch	Euro	1 pc.
	AL2300-35-ED-FRO	3.5 Meter Single Pressure Switch	Fronius	1 pc.
	AL2300-35-UD-EURO	3.5 meters Up/Down Switch	Euro	1 pc.
	AL2300-35-UD-FRO	3.5 meters Up/Down Switch	Fronius	1 pc.
	AL2300-45-ED-EURO	4.5 Meter Single Pressure Switch	Euro	1 pc.
	AL2300-45-ED-FRO	4.5 Meter Single Pressure Switch	Fronius	1 pc.
	AL2300-45-UD-EURO	4.5 meters Up/Down Switch	Euro	1 pc.
	AL2300-45-UD-FRO	4.5 meters Up/Down Switch	Fronius	1 pc.
AL3000 	AL3000-35-ED-EURO	3.5 Meter Single Pressure Switch	Euro	1 pc.
	AL3000-35-ED-FRO	3.5 Meter Single Pressure Switch	Fronius	1 pc.
	AL3000-35-UD-EURO	3.5 meters Up/Down Switch	Euro	1 pc.
	AL3000-35-UD-FRO	3.5 meters Up/Down Switch	Fronius	1 pc.
	AL3000-45-ED-EURO	4.5 Meter Single Pressure Switch	Euro	1 pc.
	AL3000-45-ED-FRO	4.5 Meter Single Pressure Switch	Fronius	1 pc.
	AL3000-45-UD-EURO	4.5 meters Up/Down Switch	Euro	1 pc.
	AL3000-45-UD-FRO	4.5 meters Up/Down Switch	Fronius	1 pc.
AL4000 	AL4000-35-ED-EURO	3.5 Meter Single Pressure Switch	Euro	1 pc.
	AL4000-35-ED-FRO	3.5 Meter Single Pressure Switch	Fronius	1 pc.
	AL4000-35-UD-EURO	3.5 meters Up/Down Switch	Euro	1 pc.
	AL4000-35-UD-FRO	3.5 meters Up/Down Switch	Fronius	1 pc.
	AL4000-45-ED-EURO	4.5 Meter Single Pressure Switch	Euro	1 pc.
	AL4000-45-ED-FRO	4.5 Meter Single Pressure Switch	Fronius	1 pc.
	AL4000-45-UD-EURO	4.5 meters Up/Down Switch	Euro	1 pc.
	AL4000-45-UD-FRO	4.5 meters Up/Down Switch	Fronius	1 pc.

LIQUID COOLED

	ART. NR.	DESCRIPTION	CONNECTION TYPE	
AW2500 	AW2500-35-ED-EURO	3.5 Meter Single Pressure Switch	Euro	1 pc.
	AW2500-35-ED-F++	3.5 meter Water Extern Single Pressure Switch (9 pin plug)	Fronius	1 pc.
	AW2500-35-ED-FRO	3.5 meter Water Intern Single Pressure Switch (9 pin plug)	Fronius	1 pc.
	AW2500-35-UD-EURO	3.5 meter Up/Down Switch	Euro	1 pc.
	AW2500-35-UD-F++	3.5 meter Water Extern Up/Down Switch (9 pin plug)	Fronius	1 pc.
	AW2500-35-UD-FRO	3.5 meter Water Intern Up/Down Switch (9 pin plug)	Fronius	1 pc.
	AW2500-35-JM-EURO	3.5 meter Jobmaster Double Pressure Switch (10 pin plug)	Euro	1 pc.
	AW2500-35-JM-F++	3.5 meter Jobmaster Double Pressure Switch (10 pin plug)	Fronius	1 pc.
	AW2500-45-ED-EURO	4.5 Meter Single Pressure Switch	Euro	1 pc.
	AW2500-45-ED-F++	4.5 meter Water Extern Single Pressure Switch (9pin plug)	Fronius	1 pc.
	AW2500-45-ED-FRO	4.5 meter Water Intern Single Pressure Switch (9 pin plug)	Fronius	1 pc.
	AW2500-45-UD-EURO	4.5 meter Up/Down Switch	Euro	1 pc.
	AW2500-45-UD-F++	4.5 meter Water Extern Up/Down Switch (9pin plug)	Fronius	1 pc.
	AW2500-45-UD-FRO	4.5 meter Water Intern Up/Down Switch (9 pin plug)	Fronius	1 pc.
	AW2500-45-JM-EURO	4.5 meter Jobmaster Double Pressure Switch (10 pin plug)	Euro	1 pc.
	AW2500-45-JM-F++	4.5 meter Jobmaster Double Pressure Switch (10 pin plug)	Fronius	1 pc.

MIG TORCH - AW4000/AW5000

LIQUID COOLED

	ART. NR.	DESCRIPTION	CONNECTION TYPE	
AW4000 	AW4000-35-ED-EURO	3.5 Meter Single Pressure Switch	Euro	1 pc.
	AW4000-35-ED-F++	3.5 meter Water Extern Single Pressure Switch (9 pin plug)	Fronius	1 pc.
	AW4000-35-ED-FRO	3.5 meter Water Intern Single Pressure Switch (9 pin plug))	Fronius	1 pc.
	AW4000-35-UD-EURO	3.5 meter Up/Down Switch	Euro	1 pc.
	AW4000-35-UD-F++	3.5 meter Water Extern Up/Down Switch (9 pin plug)	Fronius	1 pc.
	AW4000-35-UD-FRO	3.5 meter Water Intern Up/Down Switch (9 pin plug))	Fronius	1 pc.
	AW4000-35-JM-EURO	3.5 meter Jobmaster Double Pressure Switch (10 pin plug)	Euro	1 pc.
	AW4000-35-JM-F++	3.5 meter Jobmaster Double Pressure Switch (10 pin plug)	Fronius	1 pc.
	AW4000-45-ED-EURO	4.5 Meter Single Pressure Switch	Euro	1 pc.
	AW4000-45-ED-F++	4.5 meter Water Extern Single Pressure Switch (9pin plug)	Fronius	1 pc.
	AW4000-45-ED-FRO	4.5 meter Water Intern Single Pressure Switch (9 pin plug)	Fronius	1 pc.
	AW4000-45-UD-EURO	4.5 meter Up/Down Switch	Euro	1 pc.
	AW4000-45-UD-F++	4.5 meter Water Extern Up/Down Switch (9pin plug)	Fronius	1 pc.
	AW4000-45-UD-FRO	4.5 meter Water Intern Up/Down Switch (9 pin plug)	Fronius	1 pc.
	AW4000-45-JM-EURO	4.5 meter Jobmaster Double Pressure Switch (10 pin plug)	Euro	1 pc.
	AW4000-45-JM-F++	4.5 meter Jobmaster Double Pressure Switch (10 pin plug)	Fronius	1 pc.
AW5000 	AW5000-35-ED-EURO	3.5 Meter Single Pressure Switch	Euro	1 pc.
	AW5000-35-ED-F++	3.5 meter Water Extern Single Pressure Switch (9 pin plug)	Fronius	1 pc.
	AW5000-35-ED-FRO	3.5 meter Water Intern Single Pressure Switch (9 pin plug))	Fronius	1 pc.
	AW5000-35-UD-EURO	3.5 meter Up/Down Switch	Euro	1 pc.
	AW5000-35-UD-F++	3.5 meter Water Extern Up/Down Switch (9 pin plug)	Fronius	1 pc.
	AW5000-35-UD-FRO	3.5 meter Water Intern Up/Down Switch (9 pin plug))	Fronius	1 pc.
	AW5000-35-JM-EURO	3.5 meter Jobmaster Double Pressure Switch (10 pin plug)	Euro	1 pc.
	AW5000-35-JM-F++	3.5 meter Jobmaster Double Pressure Switch (10 pin plug)	Fronius	1 pc.
	AW5000-45-ED-EURO	4.5 Meter Single Pressure Switch	Euro	1 pc.
	AW5000-45-ED-F++	4.5 meter Water Extern Single Pressure Switch (9pin plug)	Fronius	1 pc.
	AW5000-45-ED-FRO	4.5 meter Water Intern Single Pressure Switch (9 pin plug)	Fronius	1 pc.
	AW5000-45-UD-EURO	4.5 meter Up/Down Switch	Euro	1 pc.
	AW5000-45-UD-F++	4.5 meter Water Extern Up/Down Switch (9pin plug)	Fronius	1 pc.
	AW5000-45-UD-FRO	4.5 meter Water Intern Up/Down Switch (9 pin plug)	Fronius	1 pc.
	AW5000-45-JM-EURO	4.5 meter Jobmaster Double Pressure Switch (10 pin plug)	Euro	1 pc.
	AW5000-45-JM-F++	4.5 meter Jobmaster Double Pressure Switch (10 pin plug)	Fronius	1 pc.

Fronius® and Riconlas B.V. are not associated in any manner.
The listed components aren't original Fronius® components, but they are compatible.
The numbers that correspond to Fronius numerals are solely provided for your convenience.

MIG TORCH - AL2300 / AL3000 / AL4000 / AW2500

AIR COOLED - MULTI-LOCK WITH 45° SWAN NECK

	ART. NR.	DESCRIPTION	CONNECTION TYPE	
AL2300 MULTI-LOCK 	ML2300-35-ED-EURO	3.5 Meter Single Pressure Switch	Euro	1 pc.
	ML2300-35-ED-FRO	3.5 Meter Single Pressure Switch	Fronius	1 pc.
	ML2300-35-UD-EURO	3.5 meters Up/Down Switch	Euro	1 pc.
	ML2300-35-UD-FRO	3.5 meters Up/Down Switch	Fronius	1 pc.
	ML2300-45-ED-EURO	4.5 Meter Single Pressure Switch	Euro	1 pc.
	ML2300-45-ED-FRO	4.5 Meter Single Pressure Switch	Fronius	1 pc.
	ML2300-45-UD-EURO	4.5 meters Up/Down Switch	Euro	1 pc.
	ML2300-45-UD-FRO	4.5 meters Up/Down Switch	Fronius	1 pc.
AL3000 MULTI-LOCK 	ML3000-35-ED-EURO	3.5 Meter Single Pressure Switch	Euro	1 pc.
	ML3000-35-ED-FRO	3.5 Meter Single Pressure Switch	Fronius	1 pc.
	ML3000-35-UD-EURO	3.5 meters Up/Down Switch	Euro	1 pc.
	ML3000-35-UD-FRO	3.5 meters Up/Down Switch	Fronius	1 pc.
	ML3000-45-ED-EURO	4.5 Meter Single Pressure Switch	Euro	1 pc.
	ML3000-45-ED-FRO	4.5 Meter Single Pressure Switch	Fronius	1 pc.
	ML3000-45-UD-EURO	4.5 meters Up/Down Switch	Euro	1 pc.
	ML3000-45-UD-FRO	4.5 meters Up/Down Switch	Fronius	1 pc.
AL4000 MULTI-LOCK 	ML4000-35-ED-EURO	3.5 Meter Single Pressure Switch	Euro	1 pc.
	ML4000-35-ED-FRO	3.5 Meter Single Pressure Switch	Fronius	1 pc.
	ML4000-35-UD-EURO	3.5 meters Up/Down Switch	Euro	1 pc.
	ML4000-35-UD-FRO	3.5 meters Up/Down Switch	Fronius	1 pc.
	ML4000-45-ED-EURO	4.5 Meter Single Pressure Switch with 45° swan neck	Euro	1 pc.
	ML4000-45-ED-FRO	4.5 Meter Single Pressure Switch with 45° swan neck	Fronius	1 pc.
	ML4000-45-UD-EURO	4.5 meters Up/Down Switch with 45° swan neck	Euro	1 pc.
	ML4000-45-UD-FRO	4.5 meters Up/Down Switch with 45° swan neck	Fronius	1 pc.

LIQUID COOLED

	ART. NR.	DESCRIPTION	CONNECTION TYPE	
AW2500 MULTI-LOCK 	ML2500-35-ED-EURO	3.5 Meter Single Pressure Switch	Euro	1 pc.
	ML2500-35-ED-F++	3.5 meter Water Extern Single Pressure Switch (9 pin plug)	Fronius	1 pc.
	ML2500-35-ED-FRO	3.5 meter Water Intern Single Pressure Switch (9 pin plug)	Fronius	1 pc.
	ML2500-35-UD-EURO	3.5 meter Up/Down Switch	Euro	1 pc.
	ML2500-35-UD-F++	3.5 meter Water Extern Up/Down Switch (9 pin plug)	Fronius	1 pc.
	ML2500-35-UD-FRO	3.5 meter Water Intern Up/Down Switch (9 pin plug)	Fronius	1 pc.
	ML2500-35-JM-EURO	3.5 meter Jobmaster Double Pressure Switch (10 pin plug)	Euro	1 pc.
	ML2500-35-JM-F++	3.5 meter Jobmaster Double Pressure Switch (10 pin plug)	Fronius	1 pc.
	ML2500-45-ED-EURO	4.5 Meter Single Pressure Switch	Euro	1 pc.
	ML2500-45-ED-F++	4.5 meter Water Extern Single Pressure Switch (9pin plug)	Fronius	1 pc.
	ML2500-45-ED-FRO	4.5 meter Water Intern Single Pressure Switch (9 pin plug)	Fronius	1 pc.
	ML2500-45-UD-EURO	4.5 meter Up/Down Switch	Euro	1 pc.
	ML2500-45-UD-F++	4.5 meter Water Extern Up/Down Switch (9pin plug)	Fronius	1 pc.
	ML2500-45-UD-FRO	4.5 meter Water Intern Up/Down Switch (9 pin plug)	Fronius	1 pc.
	ML2500-45-JM-EURO	4.5 meter Jobmaster Double Pressure Switch (10 pin plug)	Euro	1 pc.
	ML2500-45-JM-F++	4.5 meter Jobmaster Double Pressure Switch (10 pin plug)	Fronius	1 pc.

MIG TORCH - AW4000 / AW5000





LIQUID COOLED - MULTI-LOCK WITH 45° SWAN NECK

	ART. NR.	DESCRIPTION	CONNECTION TYPE	
AW4000 MULTI-LOCK 	ML4000-35-ED-EURO	3.5 Meter Single Pressure Switch	Euro	1 pc.
	ML4000-35-ED-F++	3.5 meter Water Extern Single Pressure Switch (9 pin plug)	Fronius	1 pc.
	ML4000-35-ED-FRO	3.5 meter Water Intern Single Pressure Switch (9 pin plug))	Fronius	1 pc.
	ML4000-35-UD-EURO	3.5 meter Up/Down Switch	Euro	1 pc.
	ML4000-35-UD-F++	3.5 meter Water Extern Up/Down Switch (9 pin plug)	Fronius	1 pc.
	ML4000-35-UD-FRO	3.5 meter Water Intern Up/Down Switch (9 pin plug))	Fronius	1 pc.
	ML4000-35-JM-EURO	3.5 meter Jobmaster Double Pressure Switch (10 pin plug)	Euro	1 pc.
	ML4000-35-JM-F++	3.5 meter Jobmaster Double Pressure Switch (10 pin plug)	Fronius	1 pc.
	ML4000-45-ED-EURO	4.5 Meter Single Pressure Switch	Euro	1 pc.
	ML4000-45-ED-F++	4.5 meter Water Extern Single Pressure Switch (9pin plug)	Fronius	1 pc.
	ML4000-45-ED-FRO	4.5 meter Water Intern Single Pressure Switch (9 pin plug)	Fronius	1 pc.
	ML4000-45-UD-EURO	4.5 meter Up/Down Switch	Euro	1 pc.
	ML4000-45-UD-F++	4.5 meter Water Extern Up/Down Switch (9pin plug)	Fronius	1 pc.
	ML4000-45-UD-FRO	4.5 meter Water Intern Up/Down Switch (9 pin plug)	Fronius	1 pc.
	ML4000-45-JM-EURO	4.5 meter Jobmaster Double Pressure Switch (10 pin plug)	Euro	1 pc.
	ML4000-45-JM-F++	4.5 meter Jobmaster Double Pressure Switch (10 pin plug)	Fronius	1 pc.
AW5000 MULTI-LOCK 	ML5000-35-ED-EURO	3.5 Meter Single Pressure Switch	Euro	1 pc.
	ML5000-35-ED-F++	3.5 meter Water Extern Single Pressure Switch (9 pin plug)	Fronius	1 pc.
	ML5000-35-ED-FRO	3.5 meter Water Intern Single Pressure Switch (9 pin plug))	Fronius	1 pc.
	ML5000-35-UD-EURO	3.5 meter Up/Down Switch	Euro	1 pc.
	ML5000-35-UD-F++	3.5 meter Water Extern Up/Down Switch (9 pin plug)	Fronius	1 pc.
	ML5000-35-UD-FRO	3.5 meter Water Intern Up/Down Switch (9 pin plug))	Fronius	1 pc.
	ML5000-35-JM-EURO	3.5 meter Jobmaster Double Pressure Switch (10 pin plug)	Euro	1 pc.
	ML5000-35-JM-F++	3.5 meter Jobmaster Double Pressure Switch (10 pin plug)	Fronius	1 pc.
	ML5000-45-ED-EURO	4.5 Meter Single Pressure Switch	Euro	1 pc.
	ML5000-45-ED-F++	4.5 meter Water Extern Single Pressure Switch (9pin plug)	Fronius	1 pc.
	ML5000-45-ED-FRO	4.5 meter Water Intern Single Pressure Switch (9 pin plug)	Fronius	1 pc.
	ML5000-45-UD-EURO	4.5 meter Up/Down Switch	Euro	1 pc.
	ML5000-45-UD-F++	4.5 meter Water Extern Up/Down Switch (9pin plug)	Fronius	1 pc.
	ML5000-45-UD-FRO	4.5 meter Water Intern Up/Down Switch (9 pin plug)	Fronius	1 pc.
	ML5000-45-JM-EURO	4.5 meter Jobmaster Double Pressure Switch (10 pin plug)	Euro	1 pc.
	ML5000-45-JM-F++	4.5 meter Jobmaster Double Pressure Switch (10 pin plug)	Fronius	1 pc.

Fronius® and Riconlas B.V. are not associated in any manner.
The listed components aren't original Fronius® components, but they are compatible.
The numbers that correspond to Fronius numerals are solely provided for your convenience.

MIG WELDING - SWAN NECK

MTG 250i / 320i / 400i / 550i

ART. NR.	IMAGE	TECHNICAL SPECIFICATIONS	PACKAGING	
FRO-3240		Type: MTG 250i	1 pc.	
		Cooling		Air Cooled
		Rating		250A Co2 / Mixed gases
		Duty cycle		40%
		Wire diameter(mm)		∅ 0.8mm - 1.2mm
FRO-3241		Type: MTG 320i	1 pc.	
		Cooling		Air Cooled
		Rating		320A Co2 / Mixed gases
		Duty cycle		40%
		Wire diameter(mm)		∅ 0.8mm - 1.6mm
FRO-3242		Type: MTG 400i	1 pc.	
		Cooling		Air Cooled
		Rating		400A Co2 / Mixed gases
		Duty cycle		40%
		Wire diameter(mm)		∅ 0.8mm - 1.6mm
FRO-4102		Type: MTG 550i	1 pc.	
		Cooling		Air Cooled
		Rating		530A Co2 / 500A Mixed gases
		Duty cycle		40%
		Wire diameter(mm)		∅ 0.8mm - 2.4mm

MTW 250i / 400i / 500i

ART. NR.	IMAGE	TECHNICAL SPECIFICATIONS	PACKAGING	
FRO-3251		Type: MTW 250i	1 pc.	
		Cooling		Liquid Cooled
		Rating		250A Co2 / Mixed gases
		Duty cycle		100%
		Wire diameter(mm)		∅ 0.8mm - 1.6mm
FRO-3272		Type: MTW 400i	1 pc.	
		Cooling		Liquid Cooled
		Rating		400A Co2 / Mixed gases
		Duty cycle		100%
		Wire diameter(mm)		∅ 0.8mm - 1.6mm
FRO-3262		Type: MTW 500i	1 pc.	
		Cooling		Liquid Cooled
		Rating		500A Co2 / Mixed gases
		Duty cycle		100%
		Wire diameter(mm)		∅ 0.8mm - 1.6mm

Fronius ® and Riconlas B.V. are not associated in any manner.
The listed components aren't original Fronius ® components, but they compatible.
The numbers that correspond to Fronius numerals are solely provided for your convenience.

AL 2300/3000/4000 - AW 2500/4000/5000

ART. NR.	IMAGE	TECHNICAL SPECIFICATIONS	PACKAGING	
FRO-1875		Type: AL2300 (34.0350.1875)	1 pc.	
		Cooling		Air Cooled
		Rating		230A Co2 / 200A Co2
		Duty cycle		40%
		Wire diameter(mm)		∅ 0.6mm -1.0mm
FRO-1771		Type: AL3000 (34.0350.1771)	1 pc.	
		Cooling		Air Cooled
		Rating		300A Co2 / 250A Co2
		Duty cycle		40%
		Wire diameter(mm)		∅ 0.8mm -1.2mm
FRO-1822		Type: AL4000 (34.0350.1822)	1 pc.	
		Cooling		Air Cooled
		Rating		400A Co2 / 350A Co2
		Duty cycle		40%
		Wire diameter(mm)		∅ 1.0mm -1.6mm
FRO-1876		Type: AW2500 (34.0350.1876)	1 pc.	
		Cooling		Liquid Cooled
		Rating		250A Co2 / 220 Co2
		Duty cycle		100%
		Wire diameter(mm)		∅ 0.6mm -1.2mm
FRO-1812		Type: AW4000 (34.0350.1812)	1 pc.	
		Cooling		Liquid Cooled
		Rating		400A Co2 / 350 Co2
		Duty cycle		100%
		Wire diameter(mm)		∅ 0.8mm -1.2mm
FRO-1820		Type: AW5000 (34.0350.1820)	1 pc.	
		Cooling		Liquid Cooled
		Rating		500A Co2 / 400 Co2
		Duty cycle		100%
		Wire diameter(mm)		∅ 0.8mm -1.2mm

Fronius ® and Riconlas B.V. are not associated in any manner.
The listed components aren't original Fronius ® components, but they are compatible.
The numbers that correspond to Fronius numerals are solely provided for your convenience.

MIG FRONIUS COMPATIBLE CONSUMABLES

SWAN NECK MULTI-LOCK

ART. NR.	IMAGE	DESCRIPTION	PACKAGING
FRO-1852		Swan neck multi-lock for AL3000-AW4000 (34.0350.1852)	1 pc.
FRO-1856		Swan neck multi-lock for AL4000-AW5000 (34.0350.1856)	1 pc.
FRO-1849		Swan neck multi-lock for AL2300-AW2500 (34.0350.1849) 15°	1 pc.
FRO-1853		Swan neck multi-lock for AL3000-AW4000 (34.0350.1853) 15°	1 pc.
FRO-1857		Swan neck multi-lock for AL4000-AW5000 (34.0350.1857) 15°	1 pc.
FRO-1854		Swan neck multi-lock for AL3000-AW4000 (34.0350.1854) 30°	1 pc.
FRO-1851		Swan neck multi-lock for AL2300-AW2500 (34.0350.1851) 45°	1 pc.
FRO-1855		Swan neck multi-lock for AL3000-AW4000 (34.0350.1855) 45°	1 pc.
FRO-1859		Swan neck multi-lock for AL4000-AW5000 (34.0350.1859) 45°	1 pc.

MIG MULTI-LOCK CONNECTION

ART. NR.	IMAGE	DESCRIPTION	PACKAGING
FRO-1839		Liquid-cooled M10x1 (34.0350.1839) Hose package connection for mounting in handlegrip	1 pc.
FRO-1654		Air-cooled M12X1,25 Hose package connection for mounting in handle	1 pc.

MIG HANDLE GRIP & SWITCHES

ART. NR.	IMAGE	DESCRIPTION	PACKAGING
FRO-3250		Front handle Grip for MTG and MTW MIG torches	1 pc.
FRO-HCM		MIG Handle with screws/ring/cable support	1 pc.
FRO-2083		MIG handle <u>original</u> Fronius W5	1 pc.
FRO-HCM-T		Handle Trigger Switch	1 pc.

ORIGINAL PARTS FOR UP/DOWN TORCHES MTG + MTW

ART. NR.	IMAGE	DESCRIPTION	PACKAGING
FRO-149Z		Circuitboard Up/Down MTG/MTW Torches	1 pc.
FRO-0663		Rubber Switch Insulator Circuitboard FRO-149Z	1 pc.
FRO-0713		Plastic LED Cover	1 pc.
FRO-4402		Powerlead 4x0,25mm ² 4,5 Meter with Connector	1 pc.

MIG FRONIUS COMPATIBLE CONSUMABLES

GAS NOZZLES FOR AL & AW MIG TORCHES

ART. NR.	IMAGE	DESCRIPTION	DIAMETER FRONT	DIAMETER BACK	LENGHT	PACKAGING
FRO-5172		Copper Cylindrical (42.0100.5172)	∅ 20mm	∅ 17mm	66mm	10 pcs.
FRO-5173		Copper Conical (42.0100.5173)	∅ 12mm	∅ 20mm	66mm	10 pcs.
FRO-5174		Copper Conical Point 42.0100.5174	∅ 10mm	∅ 20mm	66mm	10 pcs.
FRO-5269		Copper Conical (42.0100.5269)	∅ 12mm	∅ 12mm	67mm	10 pcs.
FRO-5096		Copper Conical (42.0100.5096)	∅ 13mm	∅ 22mm	67mm	10 pcs.
FRO-5151		Conical Point (42.0100.5151)	∅ 11mm	∅ 22mm	67mm	10 pcs.
FRO-5127		Copper Cylindrical (42.0100.5127)	∅ 20mm	∅ 25mm	25mm	10 pcs.
FRO-5128		Cylindrical (42.0100.5128)	∅ 17mm	∅ 25mm	25mm	10 pcs.
FRO-5129		Conical Point (42.0100.5129)	∅ 15mm	∅ 25mm	25mm	10 pcs.
FRO-5171		Gas Nozzle holder (42.0100.5171)	∅ 20mm	∅ 22mm	20mm	10 pcs.
FRO-2930		Gas Nozzle holder (42.0100.2930)	∅ 20mm	∅ 25mm	22mm	10 pcs.
FRO-2970		Gas Nozzle holder (42.0100.2970)	∅ 25mm	∅ 28mm	23mm	10 pcs.

GAS NOZZLES FOR MTG & MTW MIG TORCHES

ART. NR.	IMAGE	DESCRIPTION	DIAMETER FRONT	DIAMETER BACK	LENGHT	PACKAGING
FRO-3180		Conical point for MTG-550i	∅ 18mm	∅ 24mm	87.5mm	10 pcs.
FRO-4045		Conical for MTG-400i	∅ 15mm	∅ 22mm	75mm	10 pcs.
FRO-4050		Conical for MTG-320i/MTW-400i/MTW-500i	∅ 17mm	∅ 22mm	63mm	10 pcs.
FRO-4051		Conical for MTG-320i/MTW-400i/MTW-500i	∅ 15mm	∅ 22mm	63mm	10 pcs.
FRO-4055		Cylindrical for MTG-250i/MTW-250i	∅ 18mm	∅ 18mm	58mm	10 pcs.
FRO-4065		Conical point for MTG-250 /MTW-250i	∅ 13mm	∅ 18mm	58mm	10 pcs.
FRO-4080		Conical point for MTG-320i	∅ 13mm	∅ 22mm	63mm	10 pcs.

Fronius ® and Riconlas B.V. are not associated in any manner. The listed components aren't original Fronius ® components, but they compatible. The numbers that correspond to Fronius numerals are solely provided for your convenience.

CONTACT TIPS

ART. NR.	IMAGE	DESCRIPTION	DIAMETER	LENGHT	PACKAGING
KM100840FHD		Contact Tip CuCrZr M10x1 (42.0001.1576)	∅ 0.8mm	40mm	50 pcs.
KM101040FHD		Contact Tip CuCrZr M10x1 (42.0001.1577)	∅ 1.0mm	40mm	50 pcs.
KM101240FHD		Contact Tip CuCrZr M10x1 (42.0001.1578)	∅ 1.2mm	40mm	50 pcs.
KM101440FHD		Contact Tip CuCrZr M10x1 (42.0001.1930)	∅ 1.4mm	40mm	50 pcs.
KM101640FHD		Contact Tip CuCrZr M10x1 (42.0001.1579)	∅ 1.6mm	40mm	50 pcs.
KM080835FHD		Contact Tip CuCrZr M8 (42.0001.2911)	∅ 0.8mm	35mm	50 pcs.
KM090835FHD		Contact Tip CuCrZr M8 (42.0001.3082)	∅ 0.9mm	35mm	50 pcs.
KM100835FHD		Contact Tip CuCrZr M8 (42.0001.2912)	∅ 1.0mm	35mm	50 pcs.
KM120835FHD		Contact Tip CuCrZr M8 (42.0001.2913)	∅ 1.2mm	35mm	50 pcs.
KM140835FHD		Contact Tip CuCrZr M8	∅ 1.4mm	35mm	50 pcs.
KM160835FHD		Contact Tip CuCrZr M8	∅ 1.6mm	35mm	50 pcs.
KM060833FCU		Contact Tip Cu M6 (42.0001.0053)	∅ 0.8mm	33mm	50 pcs.
KM060933FCU		Contact Tip Cu M6 (42.0001.3276)	∅ 0.9mm	33mm	50 pcs.
KM061033FCU		Contact Tip Cu M6 (42.0001.0054)	∅ 1.0mm	33mm	50 pcs.
KM061233FCU		Contact Tip Cu M6 (42.0001.0055)	∅ 1.2mm	33mm	50 pcs.
KM061433FCU		Contact Tip Cu M6 (42.0001.1929)	∅ 1.4mm	33mm	50 pcs.
KM061633FCU		Contact Tip Cu M6 (42.0001.0056)	∅ 1.6mm	33mm	50 pcs.

ART. NR.	IMAGE	DESCRIPTION	DIAMETER	LENGHT	PACKAGING
KM080835FCU		Contact Tip Cu M8	∅ 0.8mm	32mm	50 pcs.
KM100835FCU		Contact Tip Cu M8	∅ 1.0mm	32mm	50 pcs.
KM120835FCU		Contact Tip Cu M8	∅ 1.2mm	32mm	50 pcs.
KM140835FCU		Contact Tip Cu M8	∅ 1.4mm	35mm	50 pcs.
KM160835FCU		Contact Tip Cu M8	∅ 1.6mm	32mm	50 pcs.
KM8321508HD		Contact Tip CuCrZr M8x1.5 (42.0001.6464)	∅ 0.8mm	32mm	50 pcs.
KM8321509HD		Contact Tip CuCrZr M8x1.5 (42.0001.6465)	∅ 0.9mm	32mm	50 pcs.
KM8321510HD		Contact Tip CuCrZr M8x1.5 (42.0001.6466)	∅ 1.0mm	32mm	50 pcs.
KM8321512HD		Contact Tip CuCrZr M8x1.5 (42.0001.6467)	∅ 1.2mm	32mm	50 pcs.
KM8321514HD		Contact Tip CuCrZr M8x1.5 (42.0001.6468)	∅ 1.4mm	32mm	50 pcs.
KM8321516HD		Contact Tip CuCrZr M8x1.5 (42.0001.6469)	∅ 1.6mm	32mm	50 pcs.
KM60824A		Contact Tip Alu M6	∅ 0.8mm	24mm	50 pcs.
KM61024A		Contact Tip Alu M6	∅ 1.0mm	24mm	50 pcs.
KM61224A		Contact Tip Alu M6	∅ 1.2mm	24mm	50 pcs.
KM60824CU		Contact Tip CuCrZr M6 (42.0001.4461)	∅ 0.8mm	24mm	50 pcs.
KM61024CU		Contact Tip CuCrZr M6 (42.0001.4463)	∅ 1.0mm	24mm	50 pcs.
KM61224CU		Contact Tip CuCrZr M6 (42.0001.4464)	∅ 1.2mm	24mm	50 pcs.










Fronius ® and Riconlas B.V. are not associated in any manner. The listed components aren't original Fronius ® components, but they are compatible. The numbers that correspond to Fronius numerals are solely provided for your convenience.

MIG FRONIUS COMPATIBLE CONSUMABLES

MIG DIFFUSER & CONTACT TIP HOLDER FOR AL & AW

ART. NR.	IMAGE	DESCRIPTION	THREAD	PACKAGING
FRO-GV5000		Gas diffuser for AL4000/AW5000 (42.0100.1007)		10 pcs.
FRO-1718		Contact tip holder AL2300/AW2500 compatible torch (42.0001.1718)	M6	10 pcs.
FRO-5084		Contact tip holder AL3000/AW4000 compatible torch (42.0001.5084)	M8	10 pcs.
FRO-5122		Contact tip holder AL4000/AW5000 compatible torch (42.0001.5122)	M10	10 pcs.
FRO-6297		Contact tip holder SW13 x 30 for MTW5000S (42.0001.6297)	M10 x 1.25	10 pcs.

MIG DIFFUSER & CONTACT TIP HOLDER FOR MTG & MTW






ART. NR.	IMAGE	DESCRIPTION	PACKAGING
FRO-0552		Gas diffuser for MTG-250i / MTW-250i	10 pcs.
FRO-0575		Gas diffuser for MTG-320i / MTG-400i / MTG-550i	10 pcs.
FRO-0854		Gas diffuser for MTW-400i / MTW-500i	10 pcs.
FRO-3988		Contact Tip holder for MTG-250i	10 pcs.
FRO-3987		Contact Tip holder for MTG-320i	10 pcs.
FRO-3975		Contact Tip holder for MTG-400i	10 pcs.
FRO-4712		Contact Tip holder for MTG-550i	10 pcs.
FRO-3999		Contact Tip holder for MTW-250i	10 pcs.
FRO-4037		Contact Tip holder for MTW-400i / MTW-500i	10 pcs.

Fronius ® and Riconlas B.V. are not associated in any manner.
The listed components aren't original Fronius ® components, but they compatible.
The numbers that correspond to Fronius numerals are solely provided for your convenience.

INSULATORS

ART. NR.	IMAGE	DESCRIPTION	PACKAGING
FRO-1010		Insulator for AW4000	10 pcs.
FRO-1014		Insulator for AL3000	10 pcs.
FRO-1016		Insulator for AW5000/ Robacta 5000	10 pcs.
FRO-1018		Insulator for AL4000	10 pcs.
FRO-0225		Insulator for AL2300 / AW2500	10 pcs.

INSULATORS FOR MTG & MTW

ART. NR.	IMAGE	DESCRIPTION	PACKAGING
FRO-1428		Insulator for MTG-250i	10 pcs.
FRO-1429		Insulator for MTG-320i / MTG-400i	10 pcs.
FRO-1368		Insulator for MTG-550i	10 pcs.
FRO-1320		Insulator for MTW-250i	10 pcs.
FRO-1329		Insulator for MTW 400i / MTW-500i	10 pcs.

Fronius ® and Riconlas B.V. are not associated in any manner.
The listed components aren't original Fronius ® components, but they are compatible.
The numbers that correspond to Fronius numerals are solely provided for your convenience.

MIG FRONIUS COMPATIBLE CONSUMABLES

STEEL INNER LINER INSULATED

ART. NR.	IMAGE	DESCRIPTION	DIAMETER	LENGTH	CONNECTION TYPE	PACKAGING
TF-0282		Liners Insulated (42.0404.0282)	∅ 0.8mm	3.5m	Euro	1 pc.
TF-0283		Liners Insulated (42.0404.0283)	∅ 0.8mm	4.5m	Euro	1 pc.
TF-0270		Liners Insulated (42.0404.0270)	∅ 0.8mm	3.5m	F++	1 pc.
TF-0271		Liners Insulated (42.0404.0271)	∅ 0.8mm	4.5m	F++	1 pc.
TF-0285		Liners Insulated (42.0404.0285)	∅ 1.0mm	3.5m	Euro	1 pc..
TF-0286		Liners Insulated (42.0404.0286)	∅ 1.0mm	4.5m	Euro	1 pc.
TF-0273		Liners Insulated (42.0404.0273)	∅ 1.0mm	3.5m	F++	1 pc.
TF-0274		Liners Insulated (42.0404.0274)	∅ 1.0mm	4.5m	F++	1 pc.
TF-0287		Liners Insulated (42.0404.0287)	∅ 1.2mm	3.5m	Euro	1 pc.
TF-0288		Liners Insulated (42.0404.0288)	∅ 1.2mm	4.5m	Euro	1 pc.
TF-0275		Liners Insulated (42.0404.0275)	∅ 1.2mm	3.5m	F++	1 pc.
TF-0276		Liners Insulated (42.0404.0276)	∅ 1.2mm	4.5m	F++	1 pc.
TF-0289		Liners Insulated (42.0404.0289)	∅ 1.6mm	3.5m	Euro	1 pc.
TF-0290		Liners Insulated (42.0404.0290)	∅ 1.6mm	4.5m	Euro	1 pc.
TF-0278		Liners Insulated (42.0404.0278)	∅ 1.6mm	3.5m	F++	1 pc.
TF-0279		Liners Insulated (42.0404.0279)	∅ 1.6mm	4.5m	F++	1 pc.

BARE STEEL INNER LINERS

ART. NR.	IMAGE	DESCRIPTION	DIAMETER	LENGTH	CONNECTION TYPE	PACKAGING
TF-0222		Liners Insulated (42.0404.0222)	∅ 0.8mm	3.5m	Euro	1 pc.
TF-0223		Liners Insulated (42.0404.0223)	∅ 0.8mm	4.5m	Euro	1 pc.
TF-0188		Liners Insulated (42.0404.0188)	∅ 0.8mm	3.5m	F++	1 pc.
TF-0189		Liners Insulated (42.0404.0189)	∅ 0.8mm	4.5m	F++	1 pc.
TF-0295		Liners Insulated (42.0404.0295)	∅ 1.0mm	3.5m	Euro	1 pc.
TF-0296		Liners Insulated (42.0404.0296)	∅ 1.0mm	4.5m	Euro	1 pc.
TF-0244		Liners Insulated (42.0404.0244)	∅ 1.0mm	3.5m	F++	1 pc.
TF-0245		Liners Insulated (42.0404.0245)	∅ 1.0mm	4.5m	F++	1 pc.
TF-0226		Liners Insulated (42.0404.0226)	∅ 1.2mm	3.5m	Euro	1 pc.
TF-0227		Liners Insulated (42.0404.0227)	∅ 1.2mm	4.5m	Euro	1 pc.
TF-0174		Liners Insulated (42.0404.0174)	∅ 1.2mm	3.5m	F++	1 pc.
TF-0181		Liners Insulated (42.0404.0181)	∅ 1.2mm	4.5m	F++	1 pc.
TF-0230		Liners Insulated (42.0404.0230)	∅ 1.6mm	3.5m	Euro	1 pc.
TF-0231		Liners Insulated (42.0404.0231)	∅ 1.6mm	4.5m	Euro	1 pc.
TF-0184		Liners Insulated (42.0404.0184)	∅ 1.6mm	3.5m	F++	1 pc.
TF-0185		Liners Insulated (42.0404.0185)	∅ 1.6mm	4.5m	F++	1 pc.

Fronius ® and Riconlas B.V. are not associated in any manner.
The listed components aren't original Fronius ® components, but they compatible.
The numbers that correspond to Fronius numerals are solely provided for your convenience.

COMBI INNER LINER

ART. NR.	IMAGE	DESCRIPTION	DIAMETER	LENGTH	CONNECTION TYPE	PACKAGING
TF-1606		Combi Liner	∅ 1,2	3.5m	F++	1 pc.
TF-1651		Combi Liner	∅ 1,2	4.5m	F++	1 pc.
TF-1632-35		Combi Liner	∅ 1.0-1.2mm	3.5m	Euro	1 pc.
TF-1652-53		Combi Liner	∅ 1.0-1.2mm	4.5m	Euro	1 pc.
TF-1638		Combi Liner	∅ 1.6mm	3.5m	Euro	1 pc.
TF-1658		Combi Liner	∅ 1.6mm	4.5m	Euro	1 pc.
TF-1612		Combi Liner	∅ 1.6mm	3.5m	F++	1 pc.

*All liners are individually packed in a polybag

WIRE NOZZLES FOR FRONIUS CONNECTION

ART. NR.	IMAGE	DESCRIPTION	WIRE	DIAMETER	LENGTH	PACKAGING
TF-0916		Liner Nozzle (42.0001.0916)	SW10	∅ 0.8mm	32.5mm	10 pcs.
TF-1743		Liner Nozzle (42.0001.1743)	SW10	∅ 1.0mm	32.5mm	10 pcs.
TF-1508		Liner Nozzle (42.0001.1508)	SW10	∅ 1.2mm	32.5mm	10 pcs.
TF-0084		Liner Nozzle (42.0001.0084)	SW10	∅ 1.6mm	32.5mm	10 pcs.

LINER CLAMPING PIECE FOR MTG/MTW

ART. NR.	IMAGE	DESCRIPTION	DIAMETER	PACKAGING
FRO-3315		MTG/MTW Liner Clamping Piece Grey Nut	∅ 0.8mm	10 pcs.
FRO-3317		MTG/MTW Liner Clamping Piece Blue Nut	∅ 0.9-1.0mm	10 pcs.
FRO-3318		MTG/MTW Liner Clamping Piece Red Nut	∅ 1.0-1.2mm	10 pcs.
FRO-3320		MTG/MTW Liner Clamping Piece Black Nut	∅ 1.4-1.6mm	10 pcs.

Fronius ® and Riconlas B.V. are not associated in any manner.
The listed components aren't original Fronius ® components, but they compatible.
The numbers that correspond to Fronius numerals are solely provided for your convenience.

MIG FRONIUS COMPATIBLE CONNECTORS

CABLE AND TORCH CONNECTORS

ART. NR.	IMAGE	DESCRIPTION	PACKAGING
KCB-EURO-FRO		Adapter Euroconnector to Fronius® connection Suitable for connecting MIG torches directly to a Fronius® welding machine including 9 pins Tüchel plug	1 pc.
FRO-CNCPW		Torch Connection complete Fronius® Pen type Brass terminal block, 3-piece plastic housing strain relief with 4 screws	1 pc.
FRO-CNHOUSING		Plastic housing for torch connection FRO-CNCPW Includes strain relief and mounting screws	1 pc.
FRO-CNBLOCK		Brass terminal block M10x1 for torch connection FRO-CNCPW	1 pc.
FRO-TCBLOCK		Machine connection block "Fronius" M10x1 air cooled for Kink protector housing KB.HS.GG	1 pc.
KCB-EURO-FSC		Adapter Euroconnector to Fronius® FSC connection Suitable for connecting MIG torches directly to a Fronius® welding machine	1 pc.

CENTRAL CONNECTORS BLOCK

ART. NR.	IMAGE	DESCRIPTION	PACKAGING
TF-1416		Central connection block air cooled (44.0350.1416) Fits in FRO-KNRM adapter	1 pc.
TF-0032		Z connection water cooled Internal (44.0350.0032) Fits in FRO-KNRM adapter	1 pc.
TF-1190		Z connection water cooled External (44.0350.1190) Fits in FRO-KNRM adapter F++	1 pc.

MIG TORCH CONNECTORS FOR MTG/MTW

ART. NR.	IMAGE	DESCRIPTION	PACKAGING
FRO-MTGCA		MTG Central connector	1 pc.
FRO-MTWCA		MTW Central connector	1 pc.

Fronius ® and Riconlas B.V. are not associated in any manner.
 The listed components aren't original Fronius ® components, but they compatible.
 The numbers that correspond to Fronius numerals are solely provided for your convenience.

MIG TORCH CABLE & HANDLE CONNECTORS

ART. NR.	IMAGE	DESCRIPTION	PACKAGING
FRO-KSCH		Torch connection rubber with 3/8" BSP nut	1 pc.
FRO-KSCH-14		Torch connection rubber with 1/4" BSP nut	
FRO-KNRM		Central connection Suitable for Fronius® types of MIG torches	1 pc.
FRO-MC0101		Fronius® nut type (42.0400.1005) Nut for central connection mount with FRO-FXR01 / FRO-KNRM	1 pc.
FRO-FXR01		Fronius® nut type (42.0405.1010) Nut for central connection mount with FRO-MC0101 / FRO-KNRM	1 pc.
FRO-SG01		Support Spring for MTG MIG Torches	1 pc.
HA.KG.WG		Kink Protector with Ball Joint	1 pc.
KCA-05R		Cable ball joint support rubber	1 pc.
FRO-CARHW		Rear handle	1 pc.
FRO-CAWRH		Rear handle water	1 pc.
FRO-CARH		Rear handle connector	1 pc.
FRO-0230P		Trigger wire connector back pins	1 pc.

WIRE CONDUIT

ART. NR.	IMAGE	DESCRIPTION	LENGHT	PACKAGING
DD.WG.03FRO		Wire conduit assembled suitable for Fronius-EURO	3.15m	1pc.
DD.WG.04FRO		Wire conduit assembled suitable for Fronius-EURO	4.15m	1pc.
DD.WG.03F++		Wire conduit assembled suitable for Fronius-F++	3.15m	1pc.
DD.WG.04F++		Wire conduit assembled suitable for Fronius-F++	4.15m	1pc.
FRO-3440		Wire conduit for MTW MIG torches	3.5m	1pc.
FRO-3441			4.5m	1pc.

Fronius ® and Riconlas B.V. are not associated in any manner.
 The listed components aren't original Fronius ® components, but they are compatible.
 The numbers that correspond to Fronius numerals are solely provided for your convenience.

TIG FRONIUS COMPATIBLE CONSUMABLES

TIG TORCH BODY

AIR COOLED

ART. NR.	IMAGE	DESCRIPTION	AMPERE	PACKAGING
AL16		Torch body air cooled	120-160A	1 pc.
AL16F		Torch body air cooled flexible	120-160A	1 pc.
AL22-1		Torch body air cooled	180-220A	1 pc.
AL22-1F		Torch body air cooled flexible	180-220A	1 pc.
PL16		Torch body air cooled	120-160A	1 pc.
PL16F		Torch body air cooled flexible	120-160A	1 pc.
PL22		Torch body air cooled	180-220A	1 pc.
PL22F		Torch body air cooled flexible	180-220A	1 pc.

TIG TORCH BODY

LIQUID COOLED

ART. NR.	IMAGE	DESCRIPTION	AMPERE	PACKAGING
AW32		Torch body liquid cooled	180-220A	1 pc.
AW32F		Torch body liquid cooled flexible	180-220A	1 pc.
AW42-1		Torch body liquid cooled	360-400A	1 pc.
AW42-1F		Torch body liquid cooled flexible	360-400A	1 pc.
PW32		Torch body liquid cooled	180-220A	1 pc.
PW32F		Torch body liquid cooled flexible	180-220A	1 pc.
PW42		Torch body liquid cooled	360-400A	1 pc.
PW42F		Torch body liquid cooled flexible	360-400A	1 pc.

TIG TORCH BODY

LIQUID COOLED

ART. NR.	IMAGE	DESCRIPTION	AMPERE	PACKAGING
TTW3000A		Torch body liquid cooled		1 pc.
TTW300P		Torch body liquid cooled		1 pc.
TTW300PF		Torch body liquid cooled flexible		1 pc.
TTW4000A		Torch body liquid cooled		1 pc.
TTW4000P		Torch body liquid cooled		1 pc.
TTW4000PF		Torch body liquid cooled flexible		1 pc.

TIG HANDLES & SWITCHES

ART. NR.	IMAGE	DESCRIPTION	PACKAGING
TH001FRO		Black handle for TIG Torch Fronius® with 2 switch levers *micro switch (not included)	1 pc.
TH002FRO		Red handle for TIG Torch Fronius® with 2 switch levers *micro switch (not included)	1 pc.
TH010FRONW		Red handle for TTG/TTW torch body complete with screws and lever including single-push micro switch with print	1 pc.
FRO-KSTB		Kink protector rubber for handle TH001FRO/TH002FRO with the use of hose adapter MG.RI.01	1 pc.
MG.01.R1		Handle hose adapter to use with FRO-KSTB Kink Protector for handle TH001FRO/TH002FRO/MG.01.01	1 pc.
FRO-MS01		Micro Switch for Fronius® TIG handle Always install 4 pieces for TH001FRO & TH002FRO	1 pc.
TH03		Single Switch Lever Black	1 pc.
TH03R		Single Switch Lever Red	1 pc.
TH02R		Double Switch lever red for TH001FRO & TH002FRO	1 pc.
TH02B		Double Switch lever black for TH001FRO & TH002FRO	1 pc.

Fronius® and Riconlas B.V. are not associated in any manner.
The listed components aren't original Fronius® components, but they compatible.
The numbers that correspond to Fronius numerals are solely provided for your convenience.

Fronius® and Riconlas B.V. are not associated in any manner.
The listed components aren't original Fronius® components, but they are compatible.
The numbers that correspond to Fronius numerals are solely provided for your convenience.

TIG FRONIUS COMPATIBLE CONSUMABLES

TIG GAS CUPS CERAMIC

ART. NR.	IMAGE	DESCRIPTION	DIAMETER	LENGHT	PACKAGING
130-01		TIG Gas cup ceramic (42.0300.0816)	∅ 6.5mm-1/4		10 pcs.
131-01		TIG Gas cup ceramic (42.0300.0817)	∅ 8.0mm-5/16		10 pcs.
132-01		TIG Gas cup ceramic (42.0300.0818)	∅ 9.5mm-3/8		10 pcs.
133-01		TIG Gas cup ceramic (42.0300.0819)	∅ 11mm-7/16		10 pcs.
130-11		TIG Gas cup ceramic (42.0300.0820)	∅ 6.5mm-1/4		10 pcs.
131-11		TIG Gas cup ceramic (42.0300.0821)	∅ 8.0mm-5/16		10 pcs.
132-11		TIG Gas cup ceramic (42.0300.0822)	∅ 9.5mm-3/8		10 pcs.
133-11		TIG Gas cup ceramic (42.0300.0823)	∅ 11mm-7/16		10 pcs.
130-00		TIG Gas cup ceramic (42.0300.0672)	∅ 6.5mm-1/4		10 pcs.
131-00		TIG Gas cup ceramic (42.0300.0461)	∅ 8.0mm-5/16		10 pcs.
132-00		TIG Gas cup ceramic (42.0300.0462)	∅ 9.5mm-3/8		10 pcs.
133-00		TIG Gas cup ceramic (42.0300.0463)	∅ 11mm-7/16		10 pcs.
134-00		TIG Gas cup ceramic (42.0300.0464)	∅ 12.5mm-1/2		10 pcs.
135-00		TIG Gas cup ceramic (42.0300.0465)	∅ 8.0mm-5/16		10 pcs.
136-00		TIG Gas cup ceramic (42.0300.0466)	∅ 16mm-5/8		10 pcs.
137-00		TIG Gas cup ceramic (42.0300.0467)	∅ 17.5mm-11/16		10 pcs.
130-07		TIG Gas cup ceramic (42.0300.1120)	∅ 6.5mm-1/4		10 pcs.
131-07		TIG Gas cup ceramic (42.0300.1121)	∅ 8.0mm-5/16		10 pcs.
132-07		TIG Gas cup ceramic (42.0300.1122)	∅ 9.5mm-3/8		10 pcs.
133-07		TIG Gas cup ceramic (42.0300.1123)	∅ 11mm-7/16		10 pcs.
134-07		TIG Gas cup ceramic (42.0300.0464)	∅ 12.5mm-1/2		10 pcs.

TIG COLLETS

ART. NR.	IMAGE	DESCRIPTION	DIAMETER	LENGHT	PACKAGING
TEC104451		TIG Collet (42.0001.1149)	∅ 1.6mm	12.7mm	10 pcs.
TEC104461		TIG Collet (42.0001.1150)	∅ 2.4mm	12.7mm	10 pcs.
TEC104471		TIG Collet (42.0001.1551)	∅ 3.2mm	12.7mm	10 pcs.
TEC965-01		TIG Collet (42.0001.0698)	∅ 1.6mm	60mm	10 pcs.
TEC966-01		TIG Collet (42.0001.0699)	∅ 2.4mm	60mm	10 pcs.
TEC967-01		TIG Collet (42.0001.0700)	∅ 3.2mm	60mm	10 pcs.

TIG INSULATOR

ART. NR.	IMAGE	DESCRIPTION	PACKAGING
FRO-0391		Insulator for MTG-250i	10 pcs.
T4201CG		Insulator for MTG-320i / MTG-400i	10 pcs.
T54N01		Insulator for MTG-550i	10 pcs.

Fronius ® and Riconlas B.V. are not associated in any manner.
The listed components aren't original Fronius ® components, but they compatible.
The numbers that correspond to Fronius numerals are solely provided for your convenience.

TIG/MIG EXTENSION CABLES

We build all types of extension cables for TIG and MIG welding machines in any length you require. All extension cables are assembled at our workshop in Ridderkerk, the Netherlands, and are shipped within 24 hours after purchase.


We have extensive experience with the most common welding machine brands, including EWM, Kemppi, Fronius, Rehm, Lorch, Jasic, and others. You can get extension Cables with the original component numbers from the welding machine manufacturers for your convenience.



**HIGH QUALITY WELDING CABLE H01N2D NEOPRENE
GAS & WATER HOSES 6X12MM ACCORDING DIN 3821
CANVAS PROTECTION HOSE
HIGH-QUALITY POWER LEAD CABLES
BRASS GAS, WATER & POWER PLUGS**

VISIT WWW.RICONLAS.NL FOR MORE DETAILS

REPAIRS & SERVICES



In the world of welding, achieving strong and reliable welds is an art and a science. One of the fundamental and simplest ways to ensure top-notch welding performance is by properly maintaining your welding equipment. At Riconlas, we understand the critical role of well-maintained torches in equipment longevity, weld quality, and overall performance.

We offer comprehensive repair services for all brands of welding torches. Our state-of-the-art workshop is equipped with the latest test and measuring equipment specifically designed for welding equipment, torches, and welding machines.

Maintaining your welding torch is an investment in efficiency and cost savings. Whether you're engaged in MIG (GMAW) and TIG (GTAW) welders that demand more care, regular maintenance is key to preventing common welding errors and avoiding costly repairs.



Our workshop features the correct test and measuring equipment to accurately diagnose issues with welding equipment and welding torches.



Our workshop is furnished with advanced welding tools designed to assess and validate the performance of all welding torches. This meticulous evaluation process ensures that any necessary repairs are conducted with precision, adhering to the highest quality standards.




We take pride in its unique ability to provide customized welding torches tailored to your specifications, should you require a torch of 4, 8, or 30 meters we are dedicated to promptly assembling the torch to your exact requirements following your order.

An advanced inventory management system is at the center of our smooth operations. Our headquarters in Ridderkerk, the Netherlands, is centrally positioned and houses a cutting-edge warehouse equipped with cutting-edge technology to monitor and manage our immense inventory. This guarantees that our European dealers have quick access to a diverse assortment of replacement parts, allowing them to meet their customers' demands as soon as possible. Our inventory system represents our commitment to efficiency, allowing us to keep ideal stock levels and respond quickly to market demands.

Riconlas is more than just a provider of welding torches; we are a trustworthy partner committed to the success of our clients across Europe, thanks to a collaborative culture, open communication, and investments in modern inventory management.

Our success at Riconlas may be ascribed not only to the high quality of our products but also to the strength of our collaborative team and the efficiency of our operations. Our committed team of welding professionals from various fields comes together with a common dedication to innovation, precision, and client satisfaction.



**AUTHORISED MANUFACTURER
RICONLAS B.V.**

© 2024 Riconlas B.V. The content of this catalog is protected and remains the property of Riconlas B.V. Copying and/or using texts only after written release from Riconlas B.V.



RICONLAS B.V.
TINSTRAAT 28,
2984 AN RIDDERKERK
THE NETHERLANDS



+31 180 46 26 88



INFO@RICONLAS.NL



RICONLAS B.V.



WWW.RICONLAS.NL


EST. 1978 | RIDDERKERK | THE NETHERLANDS